

Unbundled Copper Local Loop Performance Report

Consolidated Report

December 2010

Unbundled Copper Local Loop (UCLL) Performance Reports are prepared each month to provide a comprehensive view of our performance over the preceding month. These reports measure our performance against service levels defined in the UCLL Standard Term Determinations.

Executive summary

There were seven Service Level Defaults this month: SL 2 (Notification of Rejection), SL 4 (Order is completed right first time), SL 5 (Meet expected RFS Date), SL 9 (Change to RFS Date), SL 10 (Confirmation of Completion), SL 17 (Availability of OO&T) and SL 18 (Availability of OFM). Service Default Reports for these Service Levels can be found in the appendix of this report.

Points to note

Orders were excluded from Service Level calculations as follows:

- SL 2 (Notification of Rejection) - orders were excluded where the default was the direct result of an action that is the Access Seeker's responsibility under the UCLL General Terms
- SL 4 (Right First Time) - those faults not reported within 5 working days of completion or where no fault was found for which Chorus is responsible, were excluded from this measurement
- SL 15 (Faults restored within notified expected restoration time) - those faults reported where no fault for which Chorus is responsible was detected, and those defaults that occurred as a result of inability to access the end-users premises were excluded from the measure

Defaults that occur at the Access Seeker level but not at the consolidated level are reported to the relevant Access Seeker, in their individual report.

Further information

If you have queries, please email your Chorus Account Manager.

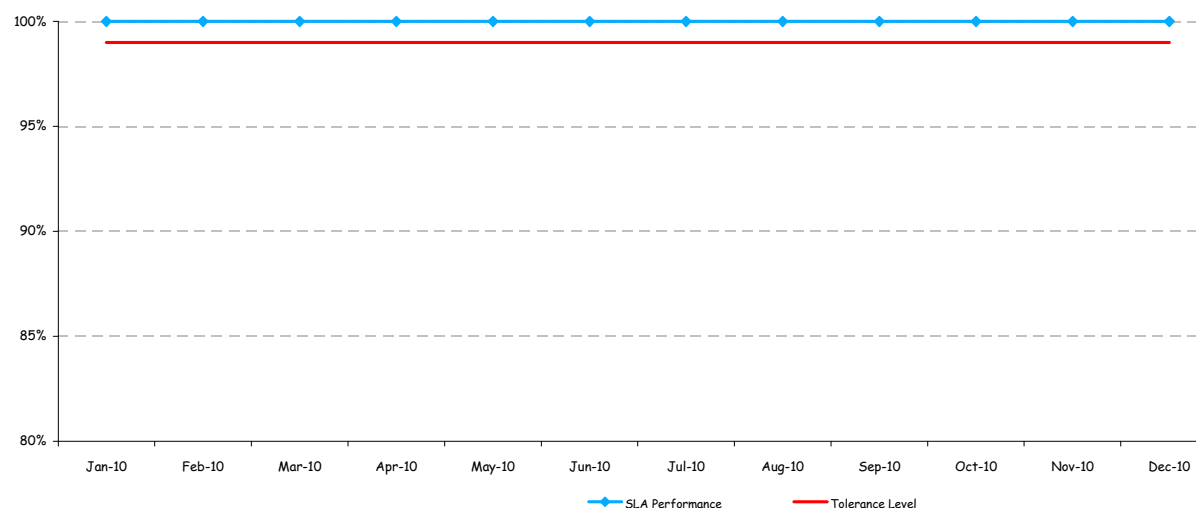


Provisioning UCLL services

December 2010

This section covers UCLL provisioning service, including ordering, notifications, and outages.

SL 1 - Orders acknowledged within four consecutive business hours of order receipt



Commentary

Performance has exceeded the required tolerance level

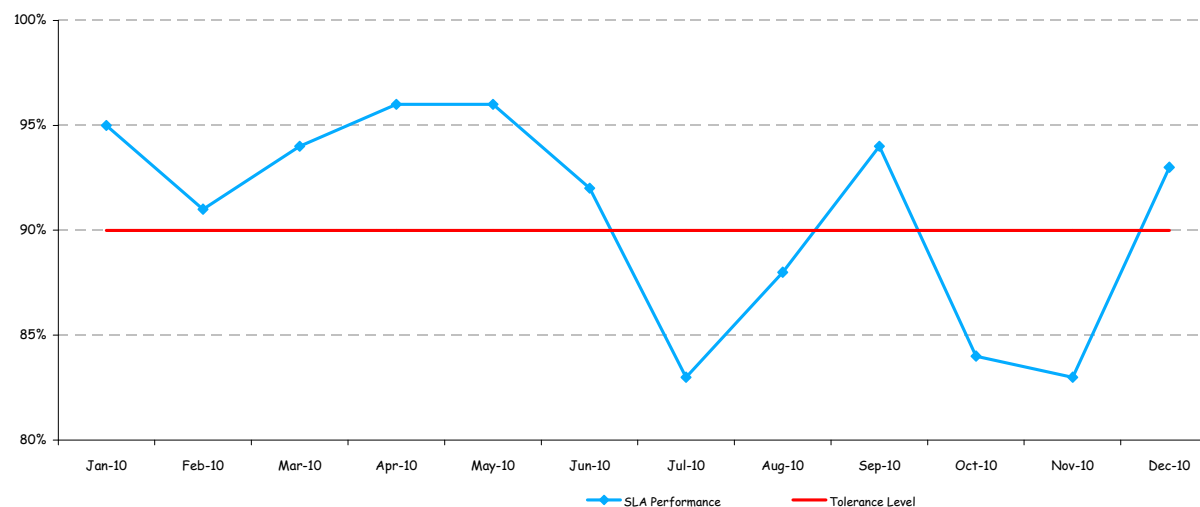
	Jan-10	Feb-10	Mar-10	Apr-10	May-10	Jun-10	Jul-10	Aug-10	Sep-10	Oct-10	Nov-10	Dec-10
New Connection	100%	100%	100%	100%	100%	100%	100%	100%	100%	100%	100%	100%
Transfer	100%	100%	100%	100%	100%	100%	100%	100%	100%	100%	100%	100%
Other Service to MPF Transfer	100%	100%	100%	100%	100%	100%	100%	100%	100%	100%	100%	100%
Move Address	100%	100%	100%	100%	100%	100%	100%	100%	100%	100%	100%	100%
Relinquishment	100%	100%	100%	100%	100%	100%	100%	100%	100%	100%	100%	100%
SLA Performance	100%	100%	100%	100%	100%	100%	100%	100%	100%	100%	100%	100%
Tolerance Level	99%	99%	99%	99%	99%	99%	99%	99%	99%	99%	99%	99%

Provisioning UCLL services

December 2010

This section covers UCLL provisioning service, including ordering, notifications, and outages.

SL 2 - Invalid order rejection notifications sent within four consecutive business hours of receipt



Commentary

Performance has not met the required tolerance level for all except Transfers and Relinquishment order types. See the SL2 Default Report for more information.

	Jan-10	Feb-10	Mar-10	Apr-10	May-10	Jun-10	Jul-10	Aug-10	Sep-10	Oct-10	Nov-10	Dec-10
New Connection	94%	96%	96%	89%	93%	93%	80%	86%	87%	86%	94%	86%
Transfer	94%	100%	96%	93%	100%	97%	91%	74%	81%	56%	63%	94%
Other Service to MPF Transfer	93%	85%	90%	95%	93%	83%	78%	80%	87%	69%	77%	82%
Move Address	94%	96%	86%	100%	97%	91%	86%	89%	100%	75%	72%	78%
Relinquishment	100%	80%	98%	99%	99%	98%	84%	94%	98%	95%	87%	100%

SLA Performance	95%	91%	94%	96%	96%	92%	83%	88%	94%	84%	83%	93%
Tolerance Level	90%	90%	90%	90%	90%	90%	90%	90%	90%	90%	90%	90%

Consolidated UCLL Performance Report

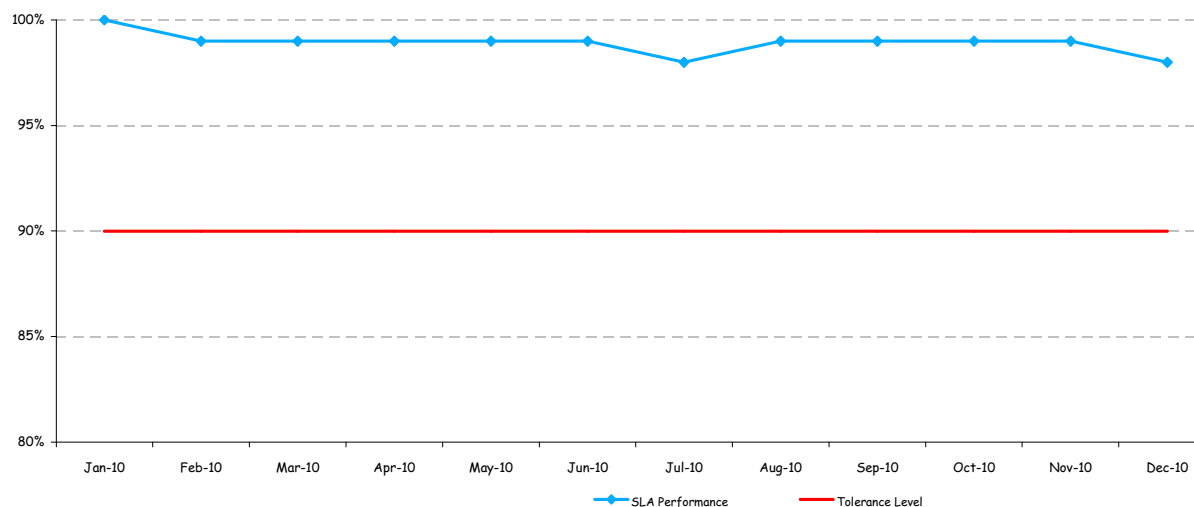


Provisioning UCLL services

December 2010

This section covers UCLL provisioning service, including ordering, notifications, and outages.

SL 3 - Notification of expected RFS dates sent within six consecutive business hours of deemed acceptance time



Commentary

Performance has exceeded the required tolerance level

	Jan-10	Feb-10	Mar-10	Apr-10	May-10	Jun-10	Jul-10	Aug-10	Sep-10	Oct-10	Nov-10	Dec-10
New Connection	99%	99%	97%	97%	98%	99%	97%	98%	99%	98%	97%	98%
Transfer	99%	100%	100%	100%	99%	99%	100%	99%	100%	100%	99%	96%
Other Service to MPF Transfer	100%	100%	99%	99%	100%	100%	99%	98%	99%	99%	100%	97%
Move Address	100%	100%	99%	100%	99%	98%	99%	98%	100%	99%	98%	98%
Relinquishment	100%	95%	100%	100%	99%	99%	98%	100%	100%	100%	100%	100%

SLA Performance	100%	99%	99%	99%	99%	99%	98%	99%	99%	99%	99%	98%
Tolerance Level	90%	90%	90%	90%	90%	90%	90%	90%	90%	90%	90%	90%

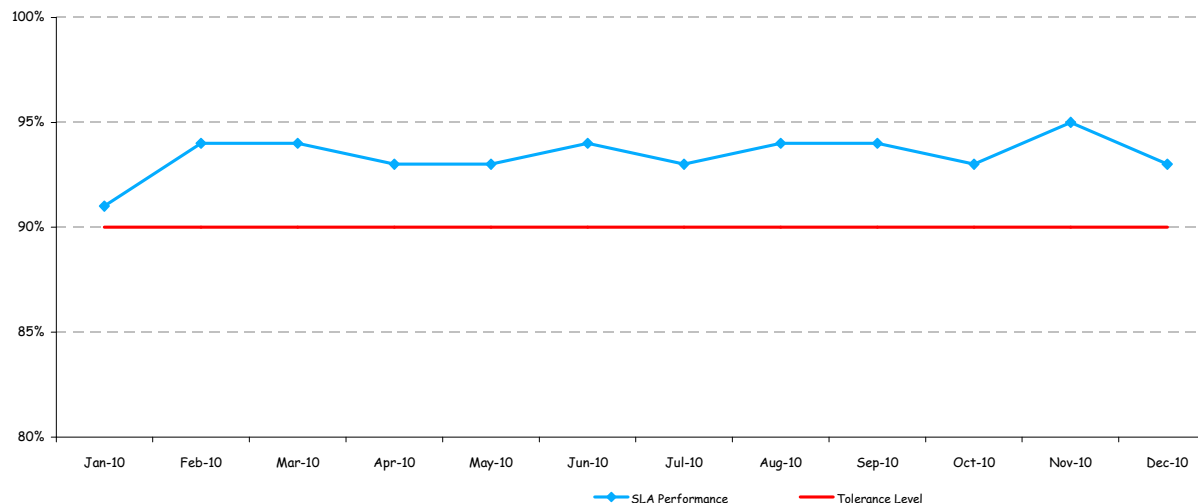
Consolidated UCLL Performance Report

Provisioning UCLL services

December 2010

This section covers UCLL provisioning service, including ordering, notifications, and outages.

SL 4 - UCLL orders experiencing no fault following Chorus confirmation of order completion within 5 working days (level A)



Commentary

Performance has not met the required tolerance level for New Connection and Move Address order types. See the SL4 Default Report for more information.

	Jan-10	Feb-10	Mar-10	Apr-10	May-10	Jun-10	Jul-10	Aug-10	Sep-10	Oct-10	Nov-10	Dec-10
New Connection	88%	91%	90%	88%	87%	87%	87%	88%	87%	86%	88%	84%
Transfer	95%	96%	91%	94%	89%	91%	92%	94%	90%	92%	96%	94%
Other Service to MPF Transfer	94%	94%	95%	95%	93%	95%	94%	95%	95%	94%	96%	95%
Move Address	85%	89%	87%	86%	85%	89%	84%	87%	87%	88%	87%	83%
Relinquishment	100%	100%	100%	100%	100%	100%	100%	100%	100%	100%	100%	100%

SLA Performance	91%	94%	94%	93%	93%	94%	93%	94%	94%	93%	95%	93%
Tolerance Level	90%	90%	90%	90%	90%	90%	90%	90%	90%	90%	90%	90%

Consolidated UCLL Performance Report

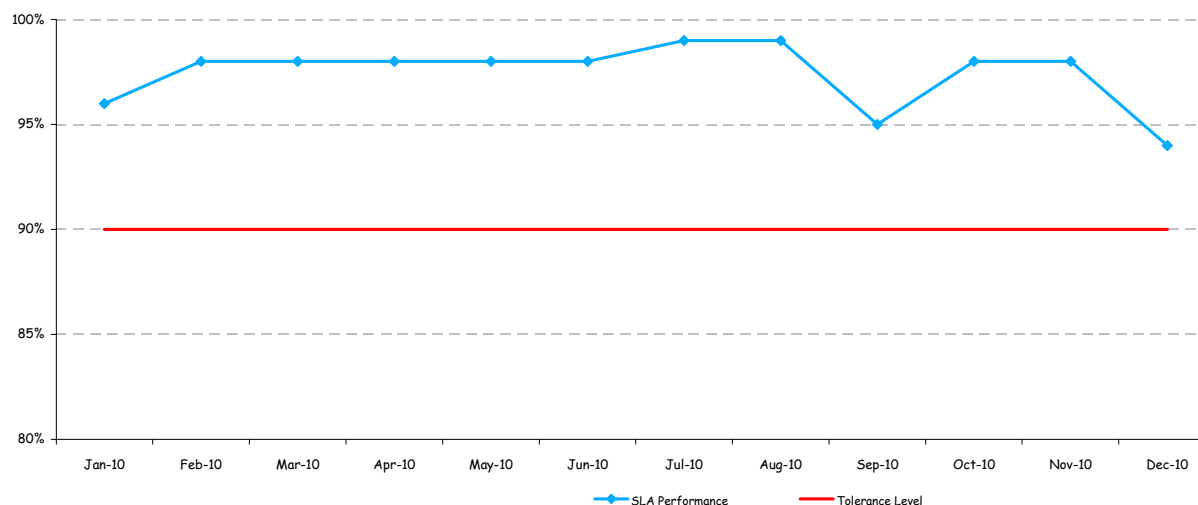


Provisioning UCLL services

December 2010

This section covers UCLL provisioning service, including ordering, notifications, and outages.

SL 5 - Orders completed by notified expected RFS date (level A)



Commentary

Performance has not met the required tolerance level for the Move Address order type. See the SL5 Default Report for more information.

	Jan-10	Feb-10	Mar-10	Apr-10	May-10	Jun-10	Jul-10	Aug-10	Sep-10	Oct-10	Nov-10	Dec-10
New Connection	94%	96%	97%	96%	97%	97%	98%	98%	94%	96%	97%	93%
Transfer	100%	96%	99%	100%	99%	100%	99%	98%	97%	99%	99%	96%
Other Service to MPF Transfer	97%	99%	100%	100%	99%	99%	100%	100%	97%	100%	100%	97%
Move Address	93%	97%	97%	98%	97%	98%	98%	97%	91%	98%	96%	87%

SLA Performance	96%	98%	98%	98%	98%	98%	99%	99%	95%	98%	98%	94%
Tolerance Level	90%	90%	90%	90%	90%	90%	90%	90%	90%	90%	90%	90%

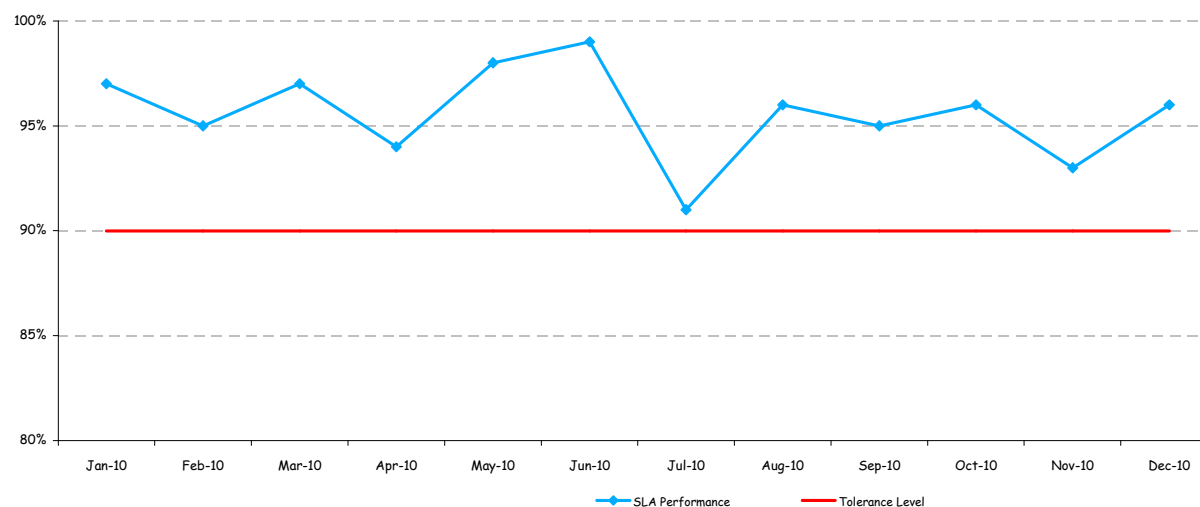
Consolidated UCLL Performance Report

Provisioning UCLL services

December 2010

This section covers UCLL provisioning service, including ordering, notifications, and outages.

SL 6 - MPF relinquishment orders completed by notified expected RFS date



Commentary

Performance has exceeded the required tolerance level

	Jan-10	Feb-10	Mar-10	Apr-10	May-10	Jun-10	Jul-10	Aug-10	Sep-10	Oct-10	Nov-10	Dec-10
SLA Performance	97%	95%	97%	94%	98%	99%	91%	96%	95%	96%	93%	96%
Tolerance Level	90%	90%	90%	90%	90%	90%	90%	90%	90%	90%	90%	90%

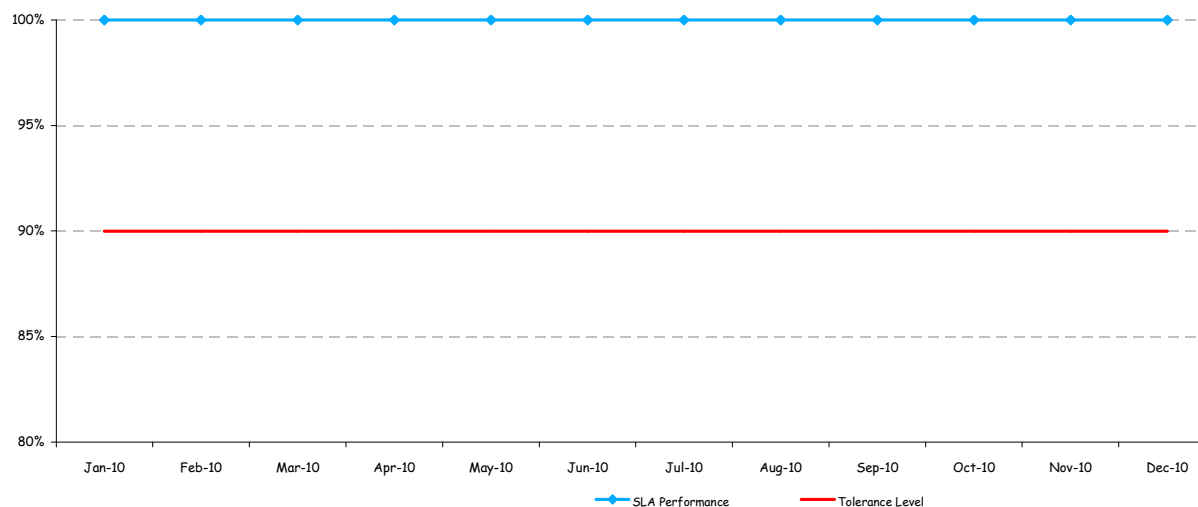


Provisioning UCLL services

December 2010

This section covers UCLL provisioning service, including ordering, notifications, and outages.

SL 7 - Pre-qualification orders acknowledged within four consecutive business hours of order receipt



Commentary

Performance has exceeded the required tolerance level

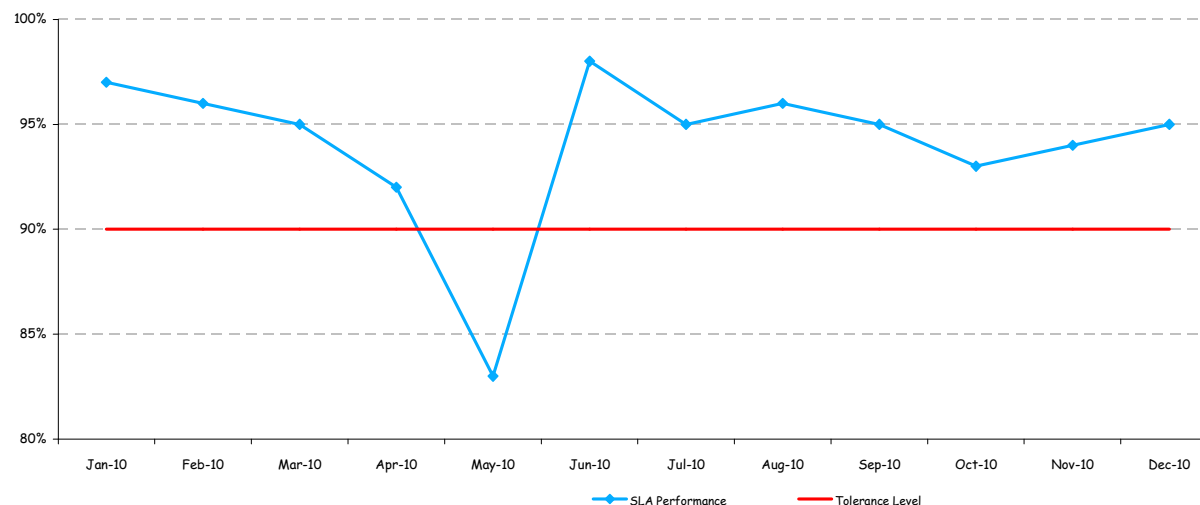
	Jan-10	Feb-10	Mar-10	Apr-10	May-10	Jun-10	Jul-10	Aug-10	Sep-10	Oct-10	Nov-10	Dec-10
SLA Performance	100%	100%	100%	100%	100%	100%	100%	100%	100%	100%	100%	100%
Tolerance Level	90%	90%	90%	90%	90%	90%	90%	90%	90%	90%	90%	90%

Provisioning UCLL services

December 2010

This section covers UCLL provisioning service, including ordering, notifications, and outages.

SL 8 - Authorised & unauthorised automatic pre-qualification order completion acknowledgements made within four consecutive business hours following order receipt and special manual pre-qualification investigation/manual line test within 6 working days following order receipt



Commentary

Performance has exceeded the required tolerance level

	Jan-10	Feb-10	Mar-10	Apr-10	May-10	Jun-10	Jul-10	Aug-10	Sep-10	Oct-10	Nov-10	Dec-10
Automatic Prequal	97%	96%	95%	92%	83%	98%	95%	96%	95%	92%	94%	95%
Manual Prequal	100%	100%	100%	100%	100%	100%	92%	100%	100%	100%	100%	100%

SLA Performance	97%	96%	95%	92%	83%	98%	95%	96%	95%	93%	94%	95%
Tolerance Level	90%	90%	90%	90%	90%	90%	90%	90%	90%	90%	90%	90%

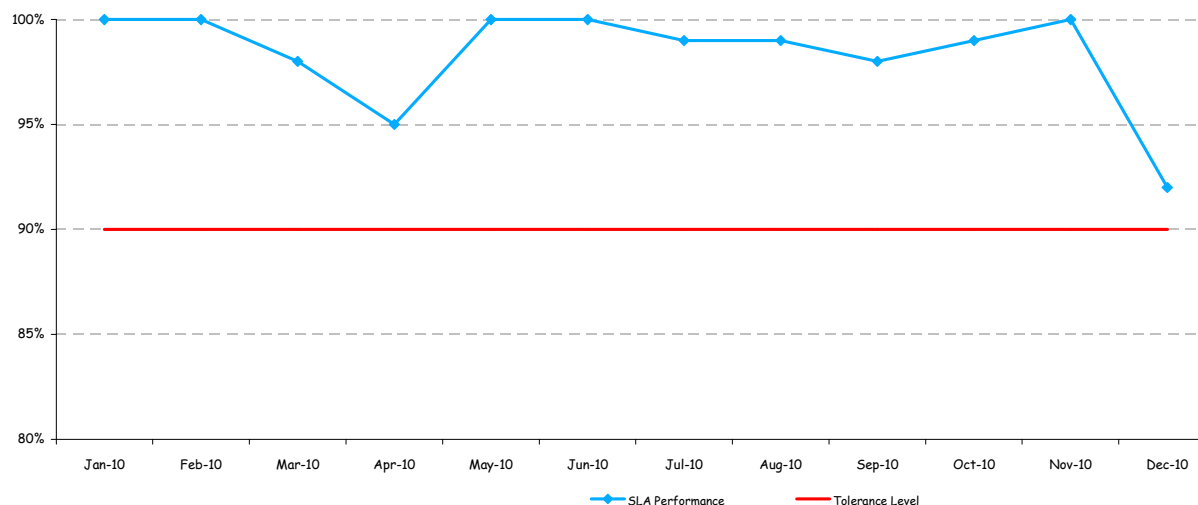
Consolidated UCLL Performance Report

Provisioning UCLL services

December 2010

This section covers UCLL provisioning service, including ordering, notifications, and outages.

SL 9 - Notification of RFS date changes provided within six consecutive business hours of change request receipt



Commentary

Performance has not met the required tolerance level for the Other Service to MPF Transfers order type. See the SL9 Default Report for more information.

	Jan-10	Feb-10	Mar-10	Apr-10	May-10	Jun-10	Jul-10	Aug-10	Sep-10	Oct-10	Nov-10	Dec-10
New Connection	100%	100%	98%	91%	100%	100%	98%	100%	95%	97%	100%	94%
Transfer	100%	100%	80%	100%	100%	100%	100%	n/a	100%	100%	100%	100%
Other Service to MPF Transfer	100%	100%	100%	100%	100%	100%	100%	96%	100%	100%	100%	88%
Move Address	100%	100%	100%	100%	100%	100%	100%	100%	100%	100%	100%	90%
Relinquishment	n/a	n/a	n/a	n/a	100%	n/a	n/a	n/a	n/a	n/a	100%	100%

SLA Performance	100%	100%	98%	95%	100%	100%	99%	99%	98%	99%	100%	92%
Tolerance Level	90%	90%	90%	90%	90%	90%	90%	90%	90%	90%	90%	90%

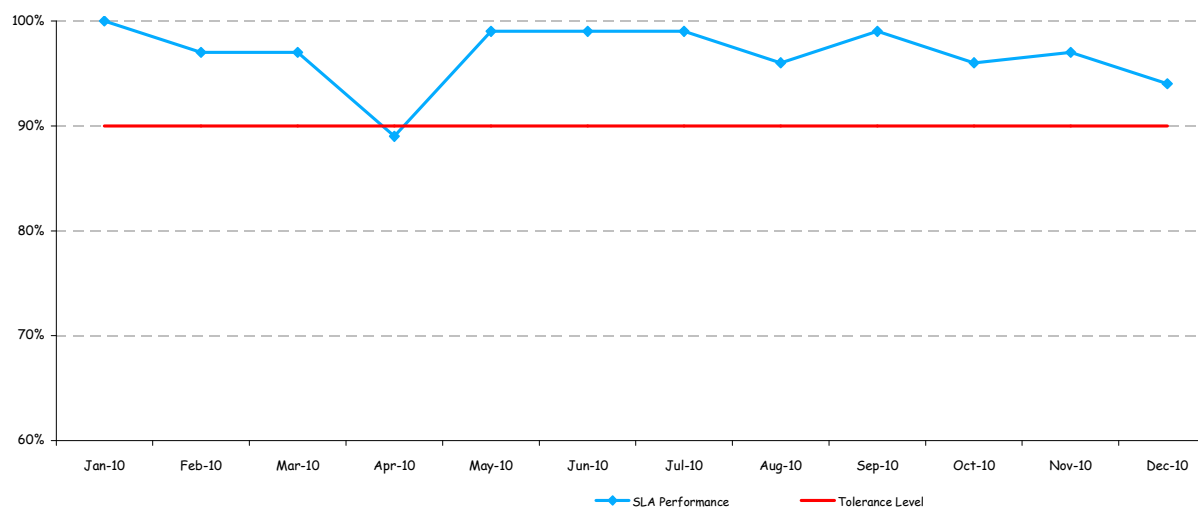
Consolidated UCLL Performance Report

Provisioning UCLL services

December 2010

This section covers UCLL provisioning service, including ordering, notifications, and outages.

SL 10 - Completion confirmation sent within four consecutive business hours after order completion



Commentary

Performance has not met the required tolerance level for the Move Address order type. See the SL10 Default Report for more information.

	Jan-10	Feb-10	Mar-10	Apr-10	May-10	Jun-10	Jul-10	Aug-10	Sep-10	Oct-10	Nov-10	Dec-10
New Connection	100%	97%	98%	84%	99%	99%	100%	97%	99%	95%	97%	93%
Transfer	100%	98%	100%	96%	99%	100%	100%	94%	100%	98%	96%	97%
Other Service to MPF Transfer	100%	99%	98%	89%	99%	100%	100%	95%	100%	95%	94%	91%
Move Address	99%	96%	96%	83%	98%	97%	100%	97%	98%	97%	94%	86%
Relinquishment	100%	96%	95%	98%	100%	99%	96%	97%	99%	98%	99%	98%

SLA Performance	100%	97%	97%	89%	99%	99%	99%	96%	99%	96%	97%	94%
Tolerance Level	90%	90%	90%	90%	90%	90%	90%	90%	90%	90%	90%	90%

Consolidated UCLL Performance Report



Provisioning UCLL services

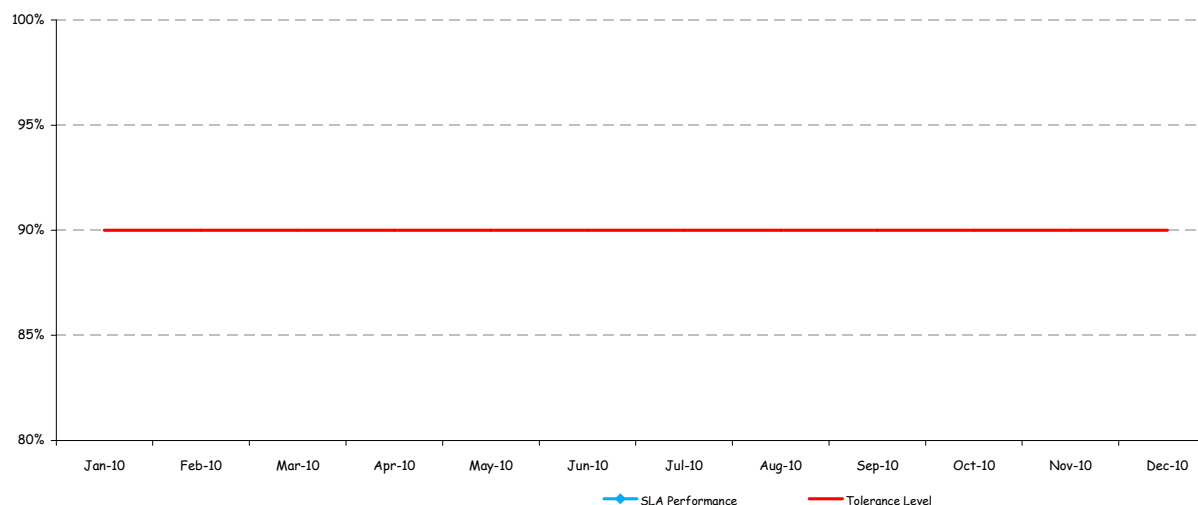
December 2010

This section covers UCLL provisioning service, including ordering, notifications, and outages.

SL 11 - Planned outage notifications advised at least five working days before outage occurring

Commentary

No Planned Outages this month



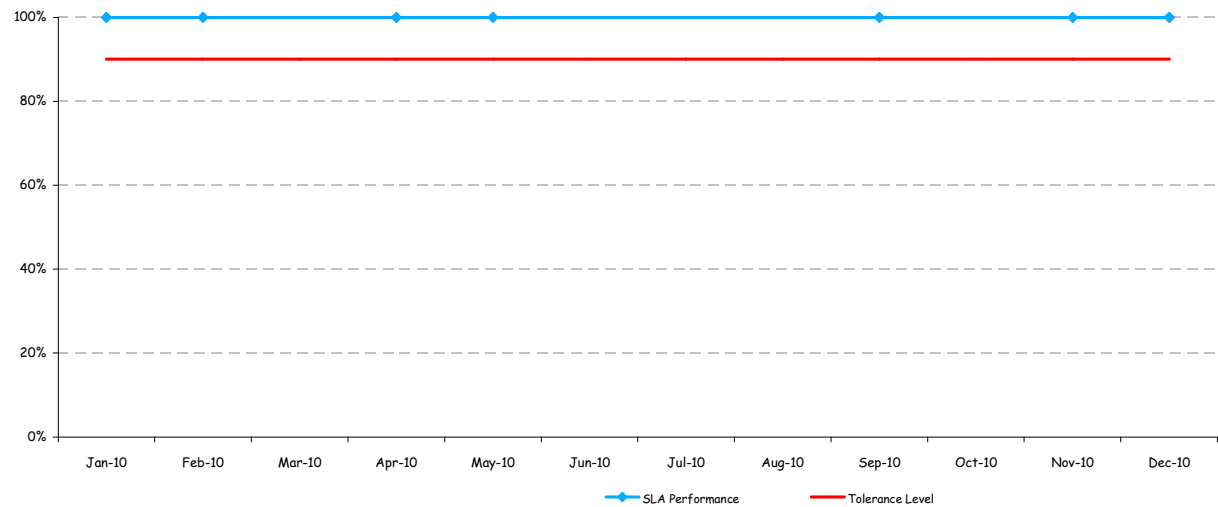
	Jan-10	Feb-10	Mar-10	Apr-10	May-10	Jun-10	Jul-10	Aug-10	Sep-10	Oct-10	Nov-10	Dec-10
SLA Performance	n/a	n/a	n/a	n/a	n/a	n/a	n/a	n/a	n/a	n/a	n/a	n/a
Tolerance Level	90%	90%	90%	90%	90%	90%	90%	90%	90%	90%	90%	90%

Provisioning UCLL services

December 2010

This section covers UCLL provisioning service, including ordering, notifications, and outages.

SL 12 - Unplanned outage notifications advised within two hours of Chorus discovering or receiving outage notice (24x7 basis)



Commentary

Performance has exceeded the required tolerance level

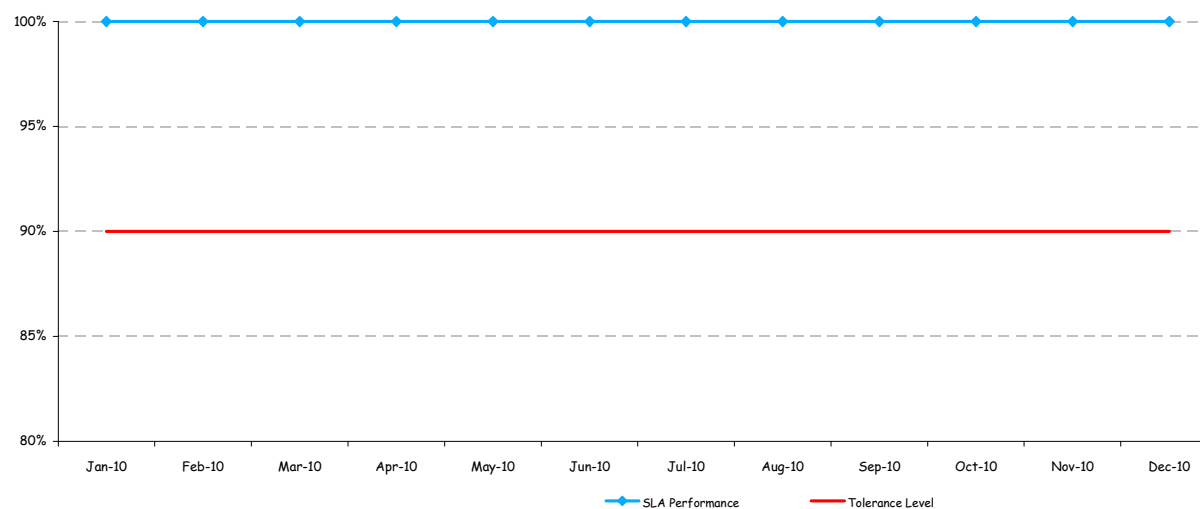
	Jan-10	Feb-10	Mar-10	Apr-10	May-10	Jun-10	Jul-10	Aug-10	Sep-10	Oct-10	Nov-10	Dec-10
SLA Performance	100%	100%	n/a	100%	100%	n/a	n/a	n/a	100%	n/a	100%	100%
Tolerance Level	90%	90%	90%	90%	90%	90%	90%	90%	90%	90%	90%	90%

Fault Management

December 2010

This section covers fault receipt acknowledgements, notification and restoration

SL 13 - Fault report receipt acknowledgements provided within half a fault restoration hour of fault report



Commentary

Performance has exceeded the required tolerance level

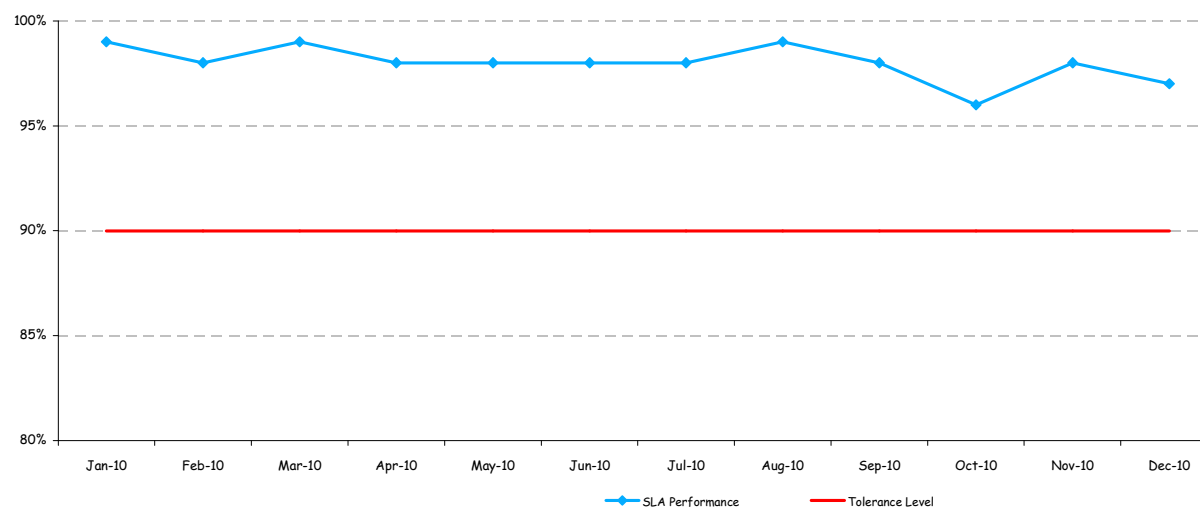
	Jan-10	Feb-10	Mar-10	Apr-10	May-10	Jun-10	Jul-10	Aug-10	Sep-10	Oct-10	Nov-10	Dec-10
SLA Performance	100%	100%	100%	100%	100%	100%	100%	100%	100%	100%	100%	100%
Tolerance Level	90%	90%	90%	90%	90%	90%	90%	90%	90%	90%	90%	90%

Fault Management

December 2010

This section covers fault receipt acknowledgement, notification and restoration

SL 14 - Expected fault restoration time notifications sent within eight fault restoration hours of fault report



Commentary

Performance has exceeded the required tolerance level

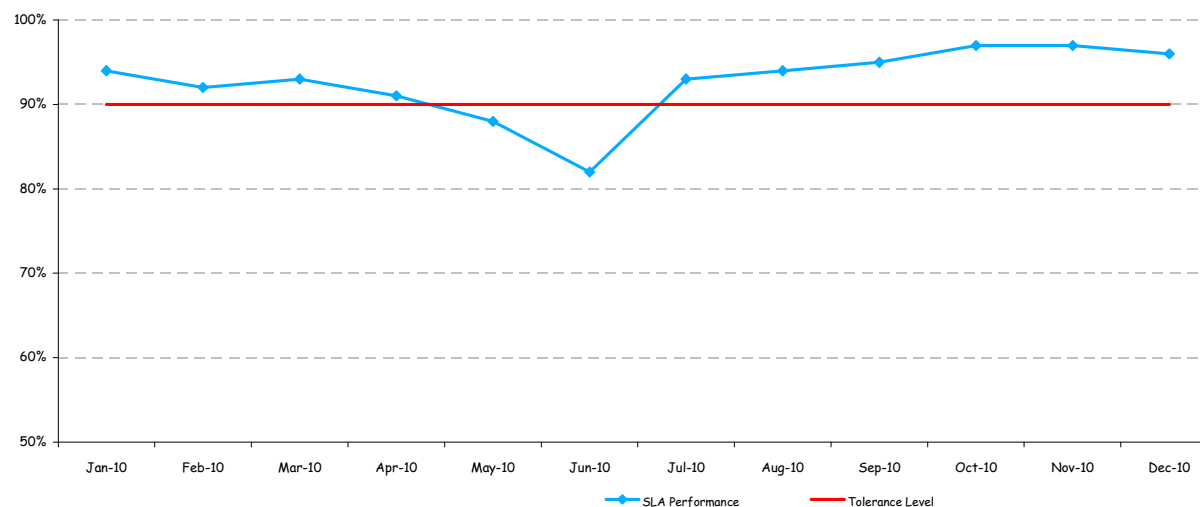
	Jan-10	Feb-10	Mar-10	Apr-10	May-10	Jun-10	Jul-10	Aug-10	Sep-10	Oct-10	Nov-10	Dec-10
SLA Performance	99%	98%	99%	98%	98%	98%	98%	99%	98%	96%	98%	97%
Tolerance Level	90%	90%	90%	90%	90%	90%	90%	90%	90%	90%	90%	90%

Fault Management

December 2010

This section covers fault receipt acknowledgement, notification and restoration

SL 15 - Faults restored within notified expected restoration time (level A)



Commentary

Performance has exceeded the required tolerance level

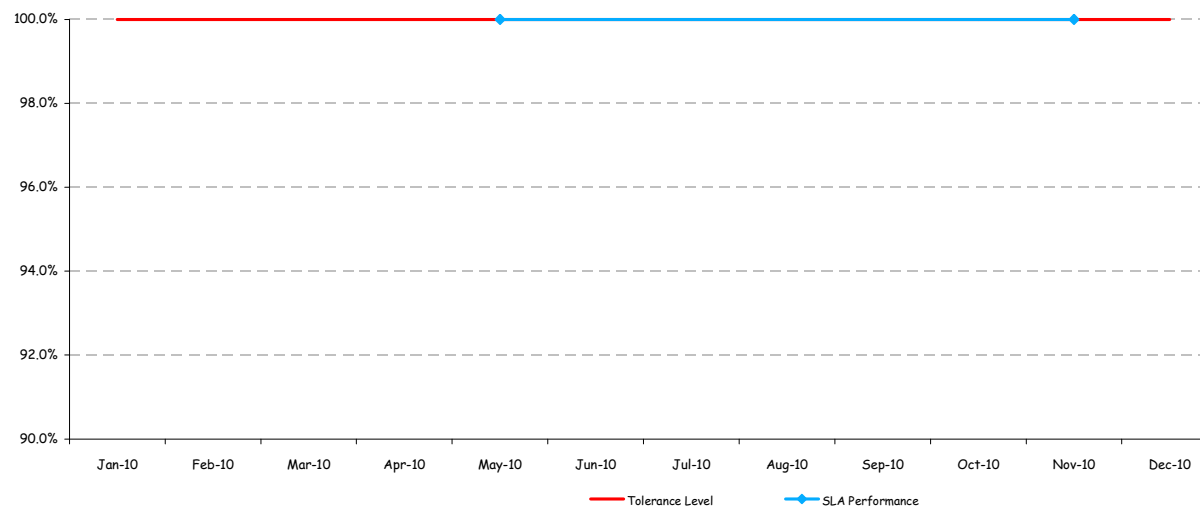
	Jan-10	Feb-10	Mar-10	Apr-10	May-10	Jun-10	Jul-10	Aug-10	Sep-10	Oct-10	Nov-10	Dec-10
SLA Performance	94%	92%	93%	91%	88%	82%	93%	94%	95%	97%	97%	96%
Tolerance Level	90%	90%	90%	90%	90%	90%	90%	90%	90%	90%	90%	90%

UCLL forecasting

December 2010

This section covers UCLL forecasting

SL 16 - Cabinet forecasts provided within 10 working days of 6 month anniversaries from 7 November 2007



Commentary

No forecast required this month

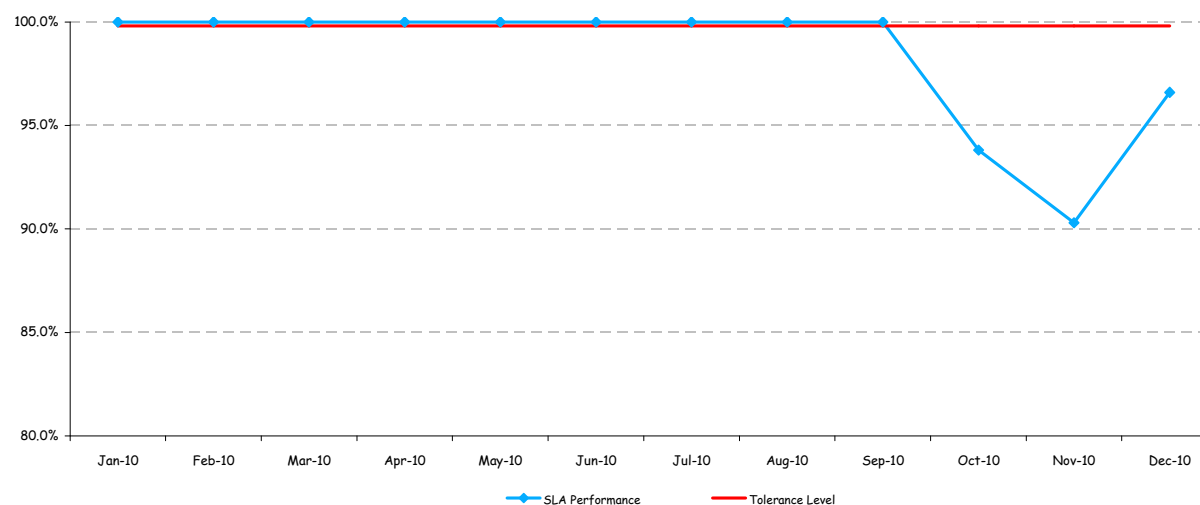
	Jan-10	Feb-10	Mar-10	Apr-10	May-10	Jun-10	Jul-10	Aug-10	Sep-10	Oct-10	Nov-10	Dec-10
SLA Performance	n/a	n/a	n/a	n/a	100%	n/a	n/a	n/a	n/a	n/a	100%	n/a
Tolerance Level	100%	100%	100%	100%	100%	100%	100%	100%	100%	100%	100%	100%

Operational support systems

December 2010

This section covers operational support systems availability

SL 17 - Online Ordering & Tracking availability (24/7)



Commentary

Performance has not met the required tolerance level. See the SL 17 Default Report for more information

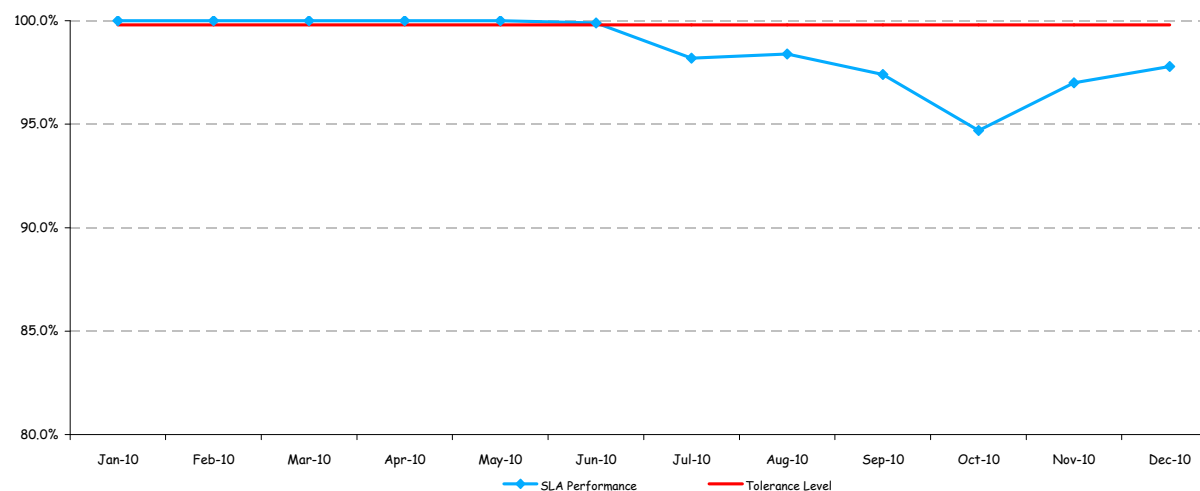
	Jan-10	Feb-10	Mar-10	Apr-10	May-10	Jun-10	Jul-10	Aug-10	Sep-10	Oct-10	Nov-10	Dec-10
SLA Performance	100.0%	100.0%	100.0%	100.0%	100.0%	100.0%	100.0%	100.0%	100.0%	93.8%	90.3%	96.6%
Tolerance Level	99.8%	99.8%	99.8%	99.8%	99.8%	99.8%	99.8%	99.8%	99.8%	99.8%	99.8%	99.8%

Operational support systems

December 2010

This section covers operational support systems availability

SL 18 - Online Fault Management availability (24/7)



Commentary

Performance has not met the required tolerance level. See the SL 18 Default Report for more information

	Jan-10	Feb-10	Mar-10	Apr-10	May-10	Jun-10	Jul-10	Aug-10	Sep-10	Oct-10	Nov-10	Dec-10
SLA Performance	100.0%	100.0%	100.0%	100.0%	100.0%	99.9%	98.2%	98.4%	97.4%	94.7%	97.0%	97.8%
Tolerance Level	99.8%	99.8%	99.8%	99.8%	99.8%	99.8%	99.8%	99.8%	99.8%	99.8%	99.8%	99.8%

Full explanation of terms used in this report

December 2010

Note: Chorus has summarised the relevant Service Levels for the purpose of this report. For the full description of each relevant Service Level refer to Appendices 1 and 2 of the UCLL Service Level Terms (UCLL Standard Terms Determination Schedule 3) which is available on the Commerce Commission's website at www.comcom.govt.nz.

Provision of UCLL Service

- SL 1 Percentage of UCLL orders acknowledged within 4 consecutive business hours following receipt of the order
- SL 2 Percentage of rejection notifications for invalid UCLL orders sent to the access seeker within 4 consecutive business hours following receipt time
- SL 3 Percentage of notification of expected RFS dates sent to the access seeker within 6 consecutive business hours of the deemed acceptance time
- SL 4 Percentage of UCLL orders that experienced no faults in work carried out to provision an order within 5 working days following confirmation by Telecom of completion of the order (Level A)
- SL 5 Percentage of UCLL orders completed by the notified expected RFS date (Level A)
- SL 6 Percentage of MPF relinquishment orders completed by the notified expected RFS date
- SL 7 Percentage of pre-qualification orders acknowledged within 4 consecutive business hours following receipt of order
- SL 8 Percentage of pre-qualification order completion acknowledgements made within 4 consecutive business hours following receipt of an authorised or unauthorised automatic pre-qualification order and percentage of pre-qualification order completion acknowledgements made within 6 working days following receipt of an order for a special manual pre-qualification investigation or manual line test
- SL 9 Percentage of notification of RFS date changes provided to access seeker within 6 consecutive business hours following receipt of the requests to change an existing order
- SL 10 Percentage of confirmation of completions of order provided to the access seeker within 4 consecutive business hours after the order has been completed
- SL 11 Percentage of planned outage notifications advised to the access seeker at least 5 working days before the planned outage occurs
- SL 12 Percentage of unplanned outage notifications advised to the access seeker within 2 hours on a 24x7 basis of telecom discovering or receiving notification of the unplanned outage

Fault management for UCLL Service

- SL 13 Percentage of fault report receipt acknowledgements provided to the access seeker within half a fault restoration hour of the fault being reported
- SL 14 Percentage of notifications advising the expected restoration time sent to the access seeker within 8 fault restoration hours of the fault being reported
- SL 15 Percentage of faults restored within the notified expected restoration time (Level A)

Telecom forecasting for UCLL Service

- SL 16 Percentage of written rolling 3-year cabinet forecast reports provided to the access seeker within 10 working days of the 6 month anniversary of the 07 November 2007

Operational Support Systems for UCLL Service

- SL 17 Percentage of OO&T availability to the access seeker
- SL 18 Percentage of OFM availability to the access seeker

UCLL Service Level Default

December 2010

Item No.	2	Tolerance Level	90%
Service Attribute	Notification of Rejection – New Connection, Move Address and Other Service to Transfer		
Cause of default	Delays occurred in checking order information due to an ongoing system fault. As a result, requests were not rejected within the allowed timeframe.		
Procedure for correcting default	Notification of rejection has taken place		
Steps taken to remedy default	A fault has been logged and is currently under action for a resolution. An interim manual solution has been put in place until the permanent system fix has been implemented.		
Effectiveness of steps taken	The interim remedial action is partially effective, although has not prevented a default from occurring. Once the required system fix is in place, failures will no longer occur for this reason.		
Date of previous defaults	April 2010, June 2010, July 2010, August 2010, September 2010, October 2010, November 2010		

UCLL Service Level Default

December 2010

Item No.	4	Tolerance Level	90%
Service Attribute	Order is completed right first time – New Connection and Move Address		
Cause of default	The primary driver of failure of this Service Level was due to workmanship errors by the service technicians during the MPF 'Jumper' process		
Procedure for correcting default	A fault ticket has been raised in each circumstances and service has been restored for the customer		
Steps taken to remedy default	Analysis has been delivered to the Quality Assurance (QA) team to provide coaching and feedback to the service technicians		
Effectiveness of steps taken	The targeted analysis is providing for some improvements, but continued efforts are required to ensure this Service Level is achieved.		
Date of previous defaults	April 2010, May 2010, June 2010, July 2010, August 2010, September 2010, October 2010, November 2010		

UCLL Service Level Default

December 2010

Item No.	5	Tolerance Level	90%
----------	---	-----------------	-----

Service Attribute	Meet expected RFS Date – Move Address
-------------------	---------------------------------------

Cause of default	The primary driver of failure of this Service Level is due to orders not being updated with the correct completion date information
Procedure for correcting default	Orders have been completed
Steps taken to remedy default	Training and reminders have been introduced to the team to ensure the orders are updated with the correct completion information.
Effectiveness of steps taken	Not known as yet
Date of previous defaults	n/a

UCLL Service Level Default

December 2010

Item No.	9	Tolerance Level	90%
----------	---	-----------------	-----

Service Attribute	Change to RFS Date – Other Service to MPF Transfer
-------------------	--

Cause of default	Delays in providing notification of RFS Dates occurred due to an ongoing system faults. As a result, the change request receipts were not provided within the allowed timeframe.
Procedure for correcting default	Notification of expected RFS Dates have been provided
Steps taken to remedy default	A fault has been logged and is currently under action for a resolution. An interim manual solution has been put in place until the permanent system fix has been implemented.
Effectiveness of steps taken	The interim remedial action is partially effective, although has not prevented a default from occurring. Once the required system fix is in place, failures will no longer occur for this reason
Date of previous defaults	n/a

UCLL Service Level Default

December 2010

Item No.	10	Tolerance Level	90%
Service Attribute	Confirmation of Completion – Move Address		
Cause of default	A system fault has caused a delay in confirming completion information being updated.		
Procedure for correcting default	Notification of completion has taken place		
Steps taken to remedy default	A system fault was logged and has been restored to ensure orders are updated to reflect that they have been completed		
Effectiveness of steps taken	Effective – defaults are no longer occurring as a result of this fault.		
Date of previous defaults	n/a		

UCLL Service Level Default

December 2010

Item No.	17	Tolerance Level	99.8%
Service Attribute	Availability of OO&T		
Cause of default	There were number of outages in December that caused the failure of this Service Level. The nature of these outages varied, and included; a system defect that impacted customers' ability to set up new users, and system & application access issues which prevented users from logging in or processing orders.		
Procedure for correcting default	System Availability was restored following each outage		
Steps taken to remedy default	In each instance the relevant steps were taken to restore availability. In some cases the relevant applications or databases were restarted, and user accounts refreshed. In each instance investigations are underway to ensure permanent corrective action has been or will be implemented.		
Effectiveness of steps taken	Once all the required root cause analysis is completed, permanent corrective solutions will be put in place to prevent such outages from reoccurring.		
Date of previous defaults	October 2010, November 2010		

UCLL Service Level Default

December 2010

Item No.	18	Tolerance Level	99.8%
Service Attribute	Availability of OFM		
Cause of default	There were number of outages in December that caused the failure of this Service Level. The nature of these outages varied and included; a system defect that impacted customers' ability to set up new users, system access issues and database and network connectivity failures.		
Procedure for correcting default	System Availability was restored following each outage		
Steps taken to remedy default	In each instance the relevant steps were taken. In each case system or applications were restarted, connectivity was re-established and required configuration changes made.		
Effectiveness of steps taken	Once all the required root cause analysis has been completed, permanent corrective solutions will be put in place to prevent such outages from reoccurring.		
Date of previous defaults	July 2010, August 2010, September 2010, October 2010, November 2010		