

UCLL & UCLF Co-location Performance Report

Consolidated Report

February 2012

Unbundled Copper Local Loop (UCLL) and Unbundled Copper Low Frequency (UCLF) Co-location Performance Reports are prepared each month to provide a comprehensive view of our performance over the preceding month. These reports measure our performance against service levels defined in the UCLL Co-location Standard Term Determinations.

Executive summary

There were two Service Level Defaults this month: SL 5 (Provision of Quote), SL 15 (Availability of OO&T), Service Level Default Reports for these Service Levels can be found in the appendix of this report.

Points to note

Orders may have been excluded from Service Level calculations where the default was the direct result of an action that is the Access Seeker's responsibility under the UCLL & UCLF Co-location Standard Terms Determinations

Defaults that occur at the Access Seeker level but not at the consolidated level are reported to the relevant Access Seeker, in their individual performance report.

Further Information

If you have queries, please email your Chorus Account Manager.

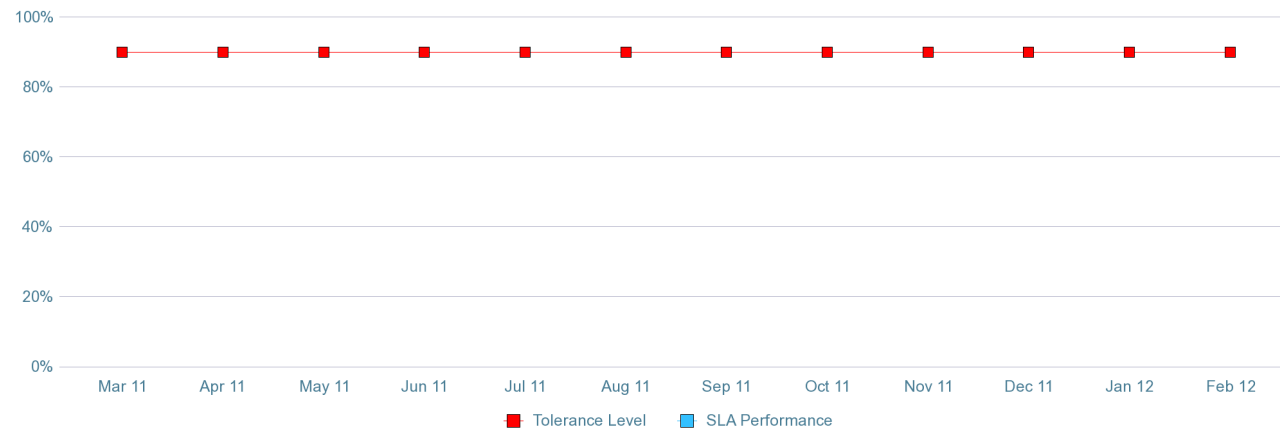


Site and footprint readiness

February 2012

This section covers initial and full co-location audits completed within SL following order receipt.

SL 1 - Initial site audits completed within five working days of order



Commentary

No site audits completed this month

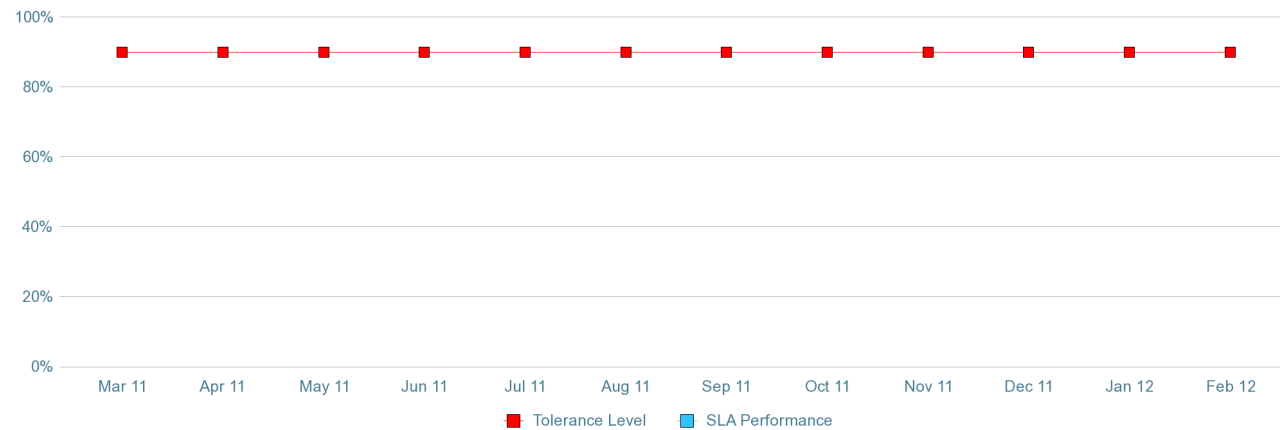
	Mar 11	Apr 11	May 11	Jun 11	Jul 11	Aug 11	Sep 11	Oct 11	Nov 11	Dec 11	Jan 12	Feb 12
SLA Performance	n/a	n/a	n/a	n/a	n/a	n/a	n/a	n/a	n/a	n/a	n/a	n/a
Tolerance Level	90%	90%	90%	90%	90%	90%	90%	90%	90%	90%	90%	90%

Site and footprint readiness

February 2012

This section covers initial and full co-location audits completed within SL following order receipt.

SL 2 - Full site audits completed within ten working days of order (level A)



Commentary

No site audits completed this month

	Mar 11	Apr 11	May 11	Jun 11	Jul 11	Aug 11	Sep 11	Oct 11	Nov 11	Dec 11	Jan 12	Feb 12
SLA Performance	n/a	n/a	n/a	n/a	n/a	n/a	n/a	n/a	n/a	n/a	n/a	n/a
Tolerance Level	90%	90%	90%	90%	90%	90%	90%	90%	90%	90%	90%	90%

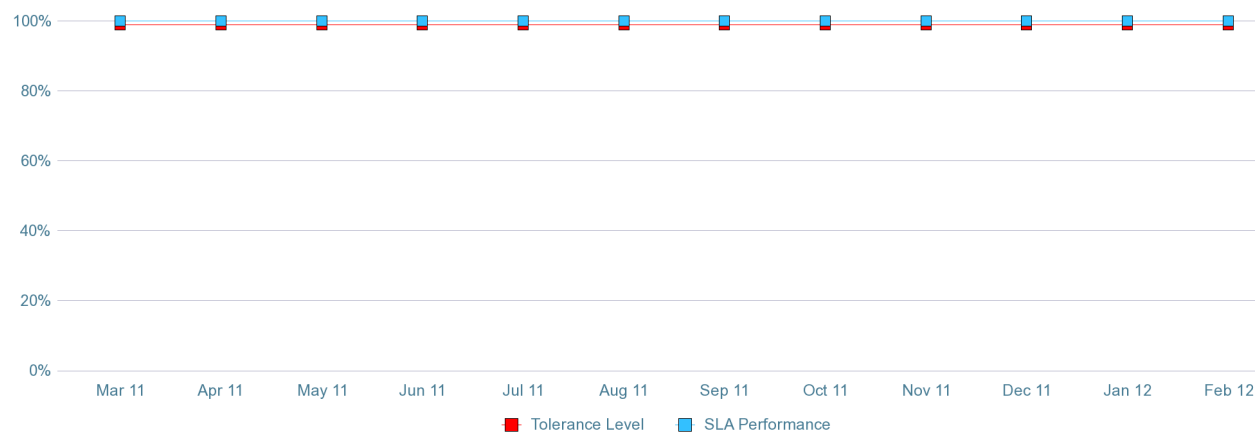


Provisioning Co-location services

February 2012

This section covers provisioning service, including order receipts and acknowledgement, quotes, build completion, and outages

SL 3 - Orders acknowledged within 4 consecutive business hours following receipt



Commentary

Performance has exceed the required tolerance level

	Mar 11	Apr 11	May 11	Jun 11	Jul 11	Aug 11	Sep 11	Oct 11	Nov 11	Dec 11	Jan 12	Feb 12
SLA Performance	100%	100%	100%	100%	100%	100%	100%	100%	100%	100%	100%	100%
Tolerance Level	99%	99%	99%	99%	99%	99%	99%	99%	99%	99%	99%	99%

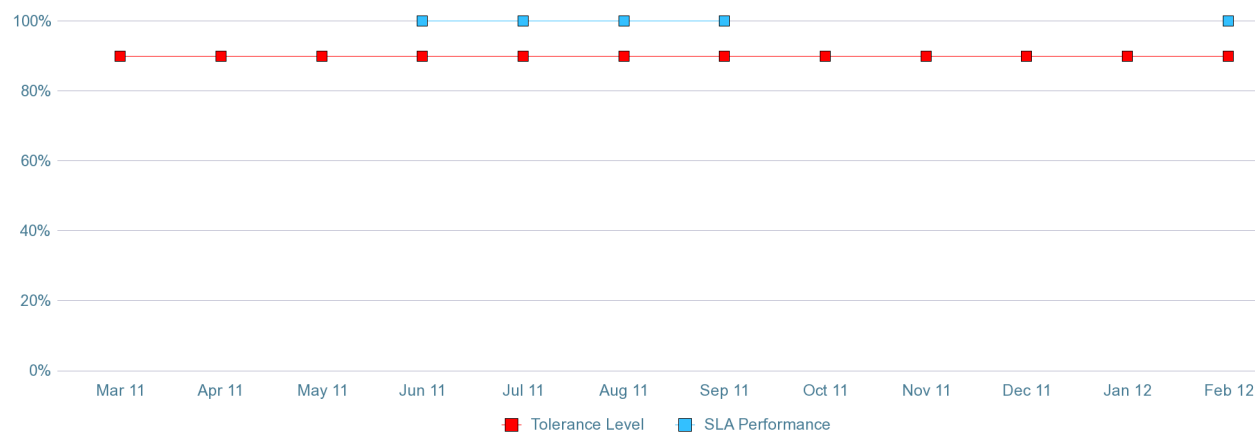


Provisioning Co-location services

February 2012

This section covers provisioning service, including order receipts and acknowledgement, quotes, build completion, and outages

SL 4 - Invalid order rejection notifications sent within 3 consecutive working days following receipt



Commentary

Performance has exceeded the required tolerance level

	Mar 11	Apr 11	May 11	Jun 11	Jul 11	Aug 11	Sep 11	Oct 11	Nov 11	Dec 11	Jan 12	Feb 12
SLA Performance	n/a	n/a	n/a	100%	100%	100%	100%	n/a	n/a	n/a	n/a	100%
Tolerance Level	90%	90%	90%	90%	90%	90%	90%	90%	90%	90%	90%	90%

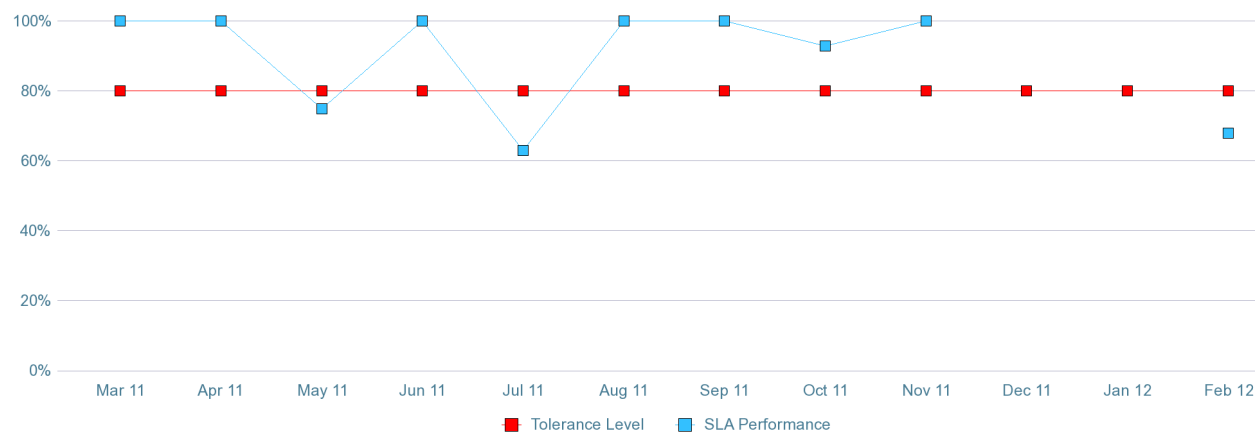


Provisioning Co-location services

February 2012

This section covers provisioning service, including order receipts and acknowledgement, quotes, build completion, and outages

SL 5 - Quotes provided within 10 working days of order receipt



Commentary

Performance has not met the required tolerance level. See the SL5 Service Default Report for more information

	Mar 11	Apr 11	May 11	Jun 11	Jul 11	Aug 11	Sep 11	Oct 11	Nov 11	Dec 11	Jan 12	Feb 12
SLA Performance	100%	100%	75%	100%	63%	100%	100%	93%	100%	n/a	n/a	68%
Tolerance Level	80%	80%	80%	80%	80%	80%	80%	80%	80%	80%	80%	80%

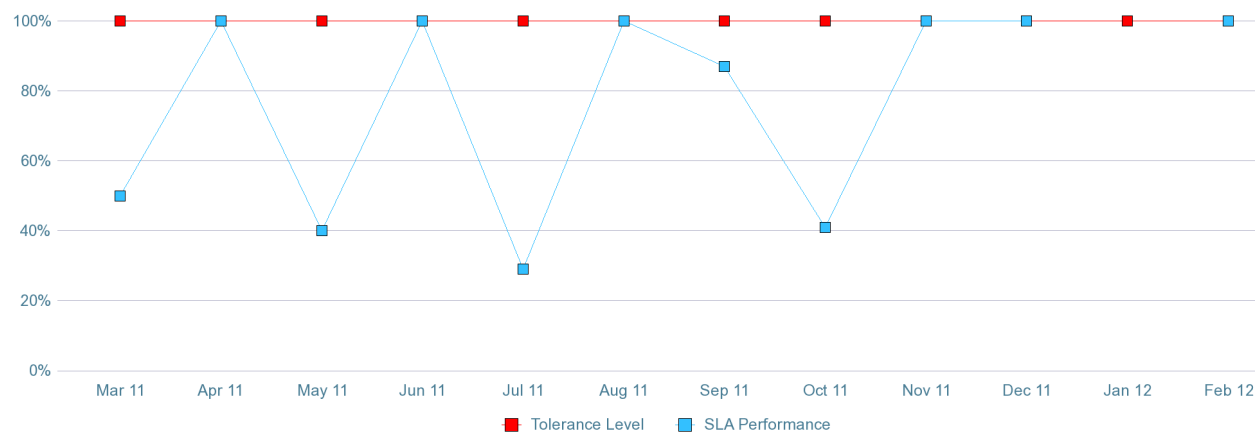


Provisioning Co-location services

February 2012

This section covers provisioning service, including order receipts and acknowledgement, quotes, build completion, and outages

SL 6 - Builds competed by time specified in firm order (level A)



Commentary

Performance has met the required tolerance level

	Mar 11	Apr 11	May 11	Jun 11	Jul 11	Aug 11	Sep 11	Oct 11	Nov 11	Dec 11	Jan 12	Feb 12
SLA Performance	50%	100%	40%	100%	29%	100%	87%	41%	100%	100%	n/a	100%
Tolerance Level	100%	100%	100%	100%	100%	100%	100%	100%	100%	100%	100%	100%

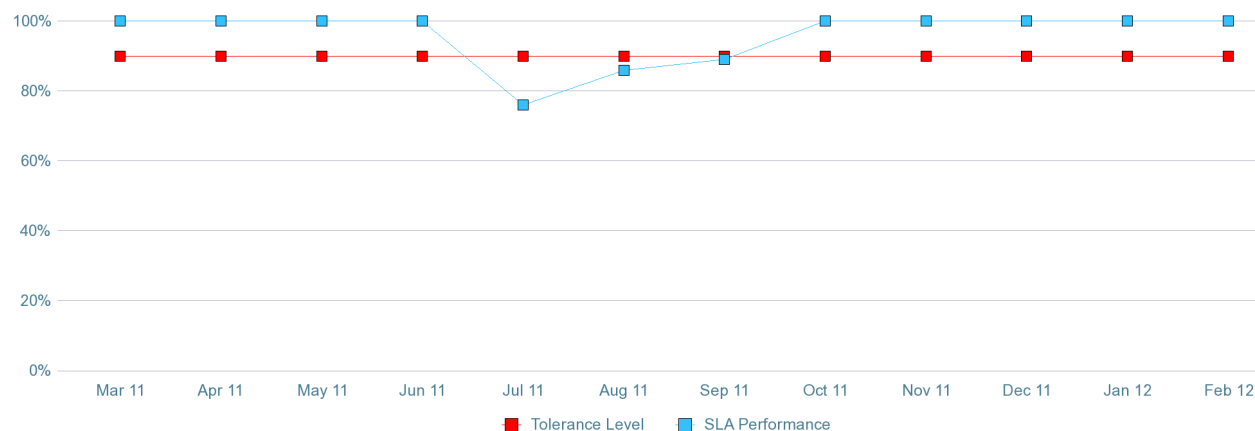


Provisioning Co-location services

February 2012

This section covers provisioning service, including order receipts and acknowledgement, quotes, build completion, and outages

SL 7 - Build completion confirmations sent within 2 consecutive working days of Chorus build completion



Commentary

Performance has exceeded the required tolerance level

	Mar 11	Apr 11	May 11	Jun 11	Jul 11	Aug 11	Sep 11	Oct 11	Nov 11	Dec 11	Jan 12	Feb 12
SLA Performance	100%	100%	100%	100%	76%	86%	89%	100%	100%	100%	100%	100%
Tolerance Level	90%	90%	90%	90%	90%	90%	90%	90%	90%	90%	90%	90%

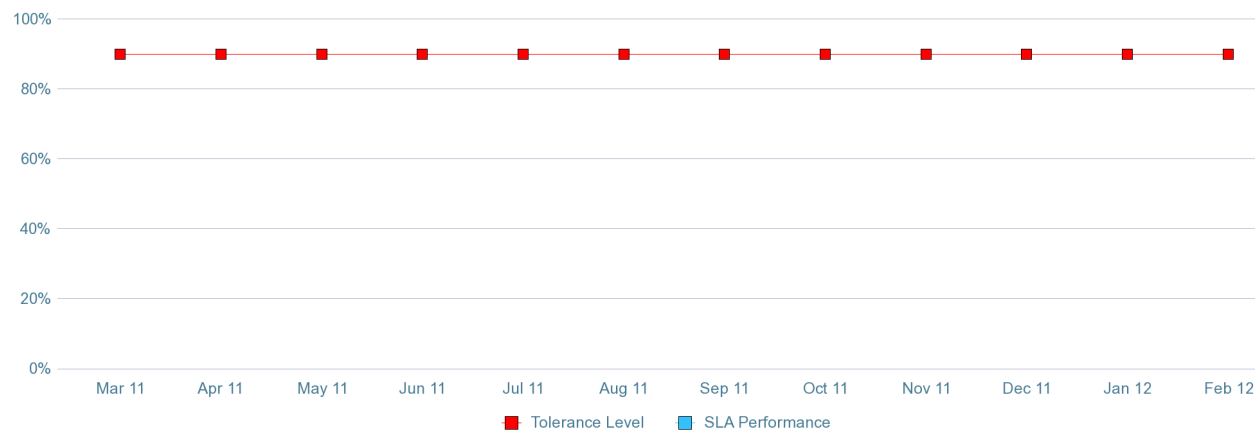


Provisioning Co-location services

February 2012

This section covers provisioning service, including order receipts and acknowledgement, quotes, build completion, and outages

SL 8 - Planned outage notifications advised at least five working days before outage occurring



Commentary

No Planned Outages this month

	Mar 11	Apr 11	May 11	Jun 11	Jul 11	Aug 11	Sep 11	Oct 11	Nov 11	Dec 11	Jan 12	Feb 12
SLA Performance	n/a	n/a	n/a	n/a	n/a	n/a	n/a	n/a	n/a	n/a	n/a	n/a
Tolerance Level	90%	90%	90%	90%	90%	90%	90%	90%	90%	90%	90%	90%

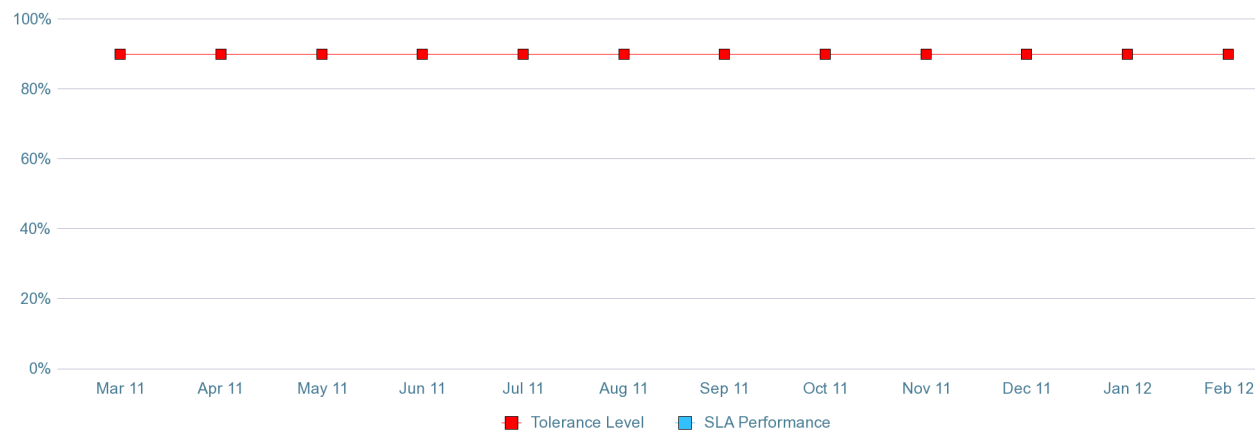


Provisioning Co-location services

February 2012

This section covers provisioning service, including order receipts and acknowledgement, quotes, build completion, and outages

SL 9 - Unplanned outage notifications advised within two hours of Chorus discovering or receiving outage notice (24x7 basis)



Commentary

No Unplanned Outages this month

	Mar 11	Apr 11	May 11	Jun 11	Jul 11	Aug 11	Sep 11	Oct 11	Nov 11	Dec 11	Jan 12	Feb 12
SLA Performance	n/a	n/a	n/a	n/a	n/a	n/a	n/a	n/a	n/a	n/a	n/a	n/a
Tolerance Level	90%	90%	90%	90%	90%	90%	90%	90%	90%	90%	90%	90%

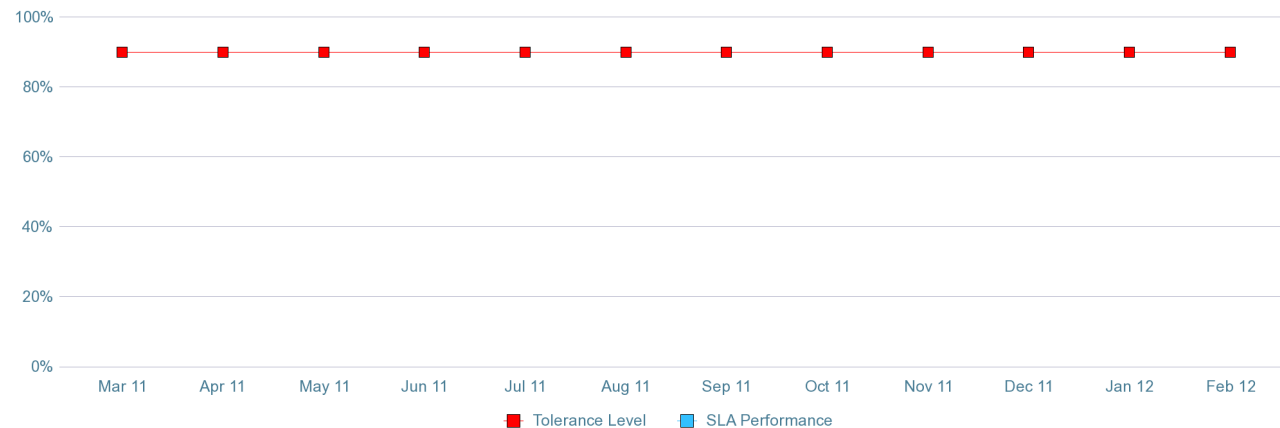


Fault Management

February 2012

This section covers fault receipt acknowledgement, notification, restoration and escort availability

SL 10 – Fault report receipt acknowledgements provided within half a fault restoration hour of fault report



Commentary
No faults were reported this month

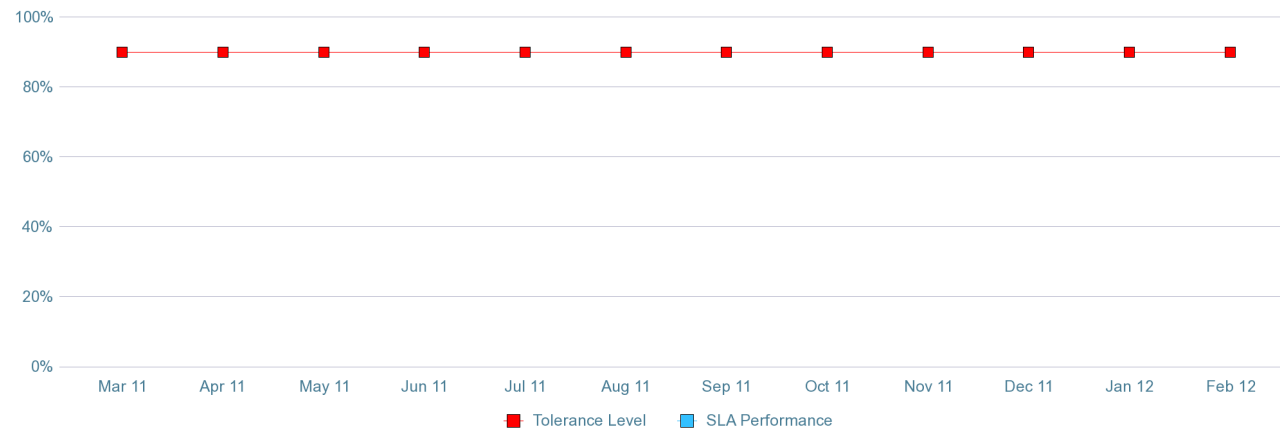
	Mar 11	Apr 11	May 11	Jun 11	Jul 11	Aug 11	Sep 11	Oct 11	Nov 11	Dec 11	Jan 12	Feb 12
SLA Performance	n/a	n/a	n/a	n/a	n/a	n/a	n/a	n/a	n/a	n/a	n/a	n/a
Tolerance Level	90%	90%	90%	90%	90%	90%	90%	90%	90%	90%	90%	90%

Fault Management

February 2012

This section covers fault receipt acknowledgement, notification, restoration and escort availability

SL 11 - Expected fault restoration time notifications sent within 8 fault restoration hours of fault report



Commentary
No faults were reported this month

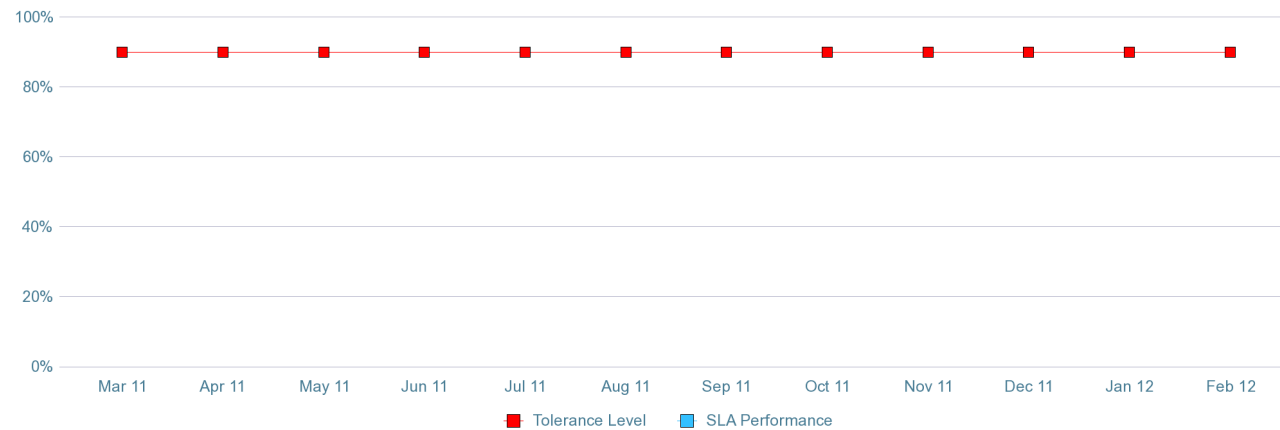
	Mar 11	Apr 11	May 11	Jun 11	Jul 11	Aug 11	Sep 11	Oct 11	Nov 11	Dec 11	Jan 12	Feb 12
SLA Performance	n/a	n/a	n/a	n/a	n/a	n/a	n/a	n/a	n/a	n/a	n/a	n/a
Tolerance Level	90%	90%	90%	90%	90%	90%	90%	90%	90%	90%	90%	90%

Fault Management

February 2012

This section covers fault receipt acknowledgement, notification, restoration and escort availability

SL 12 - Faults restored within notified expected restoration period (level A)



Commentary
No faults were reported/restored this month

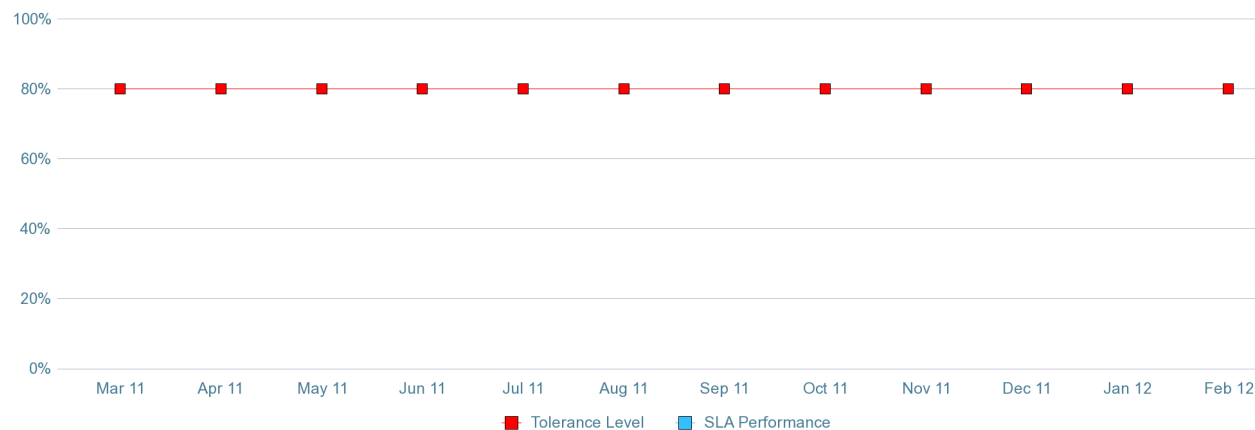
	Mar 11	Apr 11	May 11	Jun 11	Jul 11	Aug 11	Sep 11	Oct 11	Nov 11	Dec 11	Jan 12	Feb 12
SLA Performance	n/a	n/a	n/a	n/a	n/a	n/a	n/a	n/a	n/a	n/a	n/a	n/a
Tolerance Level	90%	90%	90%	90%	90%	90%	90%	90%	90%	90%	90%	90%

Provisioning Co-location services

February 2012

This section covers fault receipt acknowledgement, notification, restoration and escort availability

SL 13 - Times during BAU period Chorus made escort available within two consecutive working days of request



Commentary

No escorts required this month

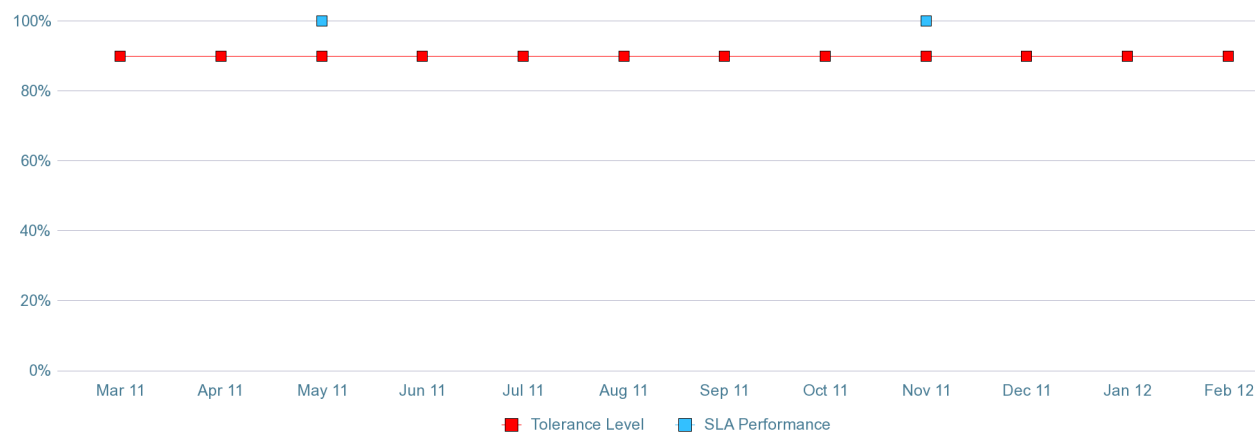
	Mar 11	Apr 11	May 11	Jun 11	Jul 11	Aug 11	Sep 11	Oct 11	Nov 11	Dec 11	Jan 12	Feb 12
SLA Performance	n/a	n/a	n/a	n/a	n/a	n/a	n/a	n/a	n/a	n/a	n/a	n/a
Tolerance Level	80%	80%	80%	80%	80%	80%	80%	80%	80%	80%	80%	80%

Co-location forecasting

This section covers co-location forecasting

February 2012

SL 14 - Cabinetisation forecasts provided within 10 working days of 6 month anniversaries from 7 November 2007



Commentary

No forecast required this month

	Mar 11	Apr 11	May 11	Jun 11	Jul 11	Aug 11	Sep 11	Oct 11	Nov 11	Dec 11	Jan 12	Feb 12
SLA Performance	n/a	n/a	100%	n/a	n/a	n/a	n/a	n/a	100%	n/a	n/a	n/a
Tolerance Level	90%	90%	90%	90%	90%	90%	90%	90%	90%	90%	90%	90%

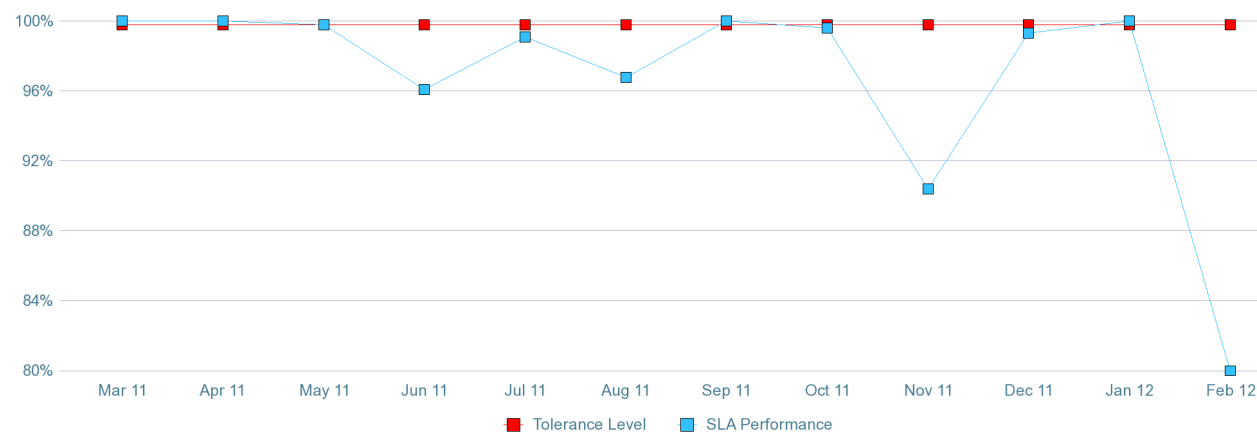


Operational support systems

This section covers operational support systems for access seekers

February 2012

SL 15 - Online Ordering & Tracking availability (24/7)



Commentary

Performance has not met the required tolerance level. See the SL15 Service Default Report for more information

	Mar 11	Apr 11	May 11	Jun 11	Jul 11	Aug 11	Sep 11	Oct 11	Nov 11	Dec 11	Jan 12	Feb 12
SLA Performance	100.0%	100.0%	99.8%	96.1%	99.1%	96.8%	100.0%	99.6%	90.4%	99.3%	100.0%	66.5%
Tolerance Level	99.8%	99.8%	99.8%	99.8%	99.8%	99.8%	99.8%	99.8%	99.8%	99.8%	99.8%	99.8%

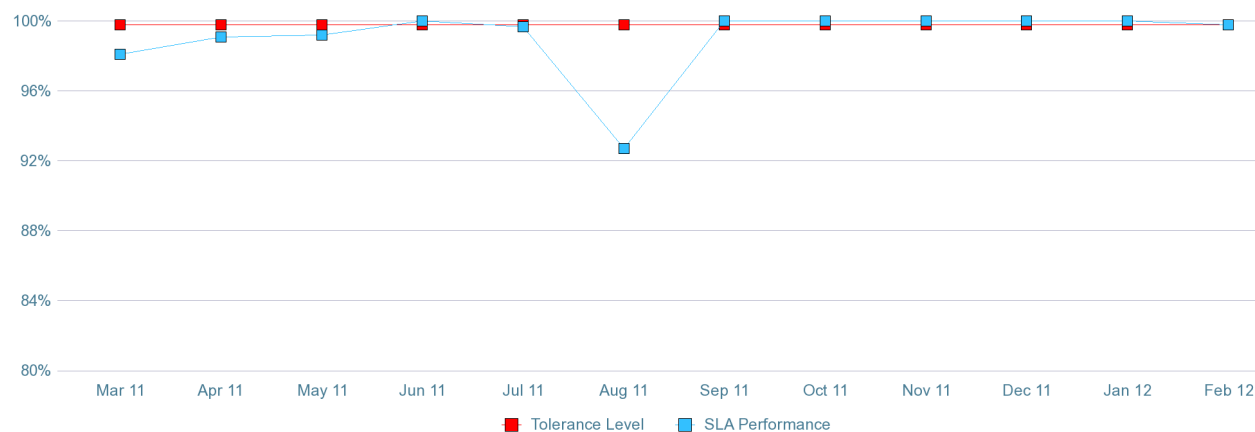


Operational support systems

This section covers operational support systems for access seekers

February 2012

SL 16 - Online Fault Management availability (24/7)



Commentary

Performance has met the required tolerance level

	Mar 11	Apr 11	May 11	Jun 11	Jul 11	Aug 11	Sep 11	Oct 11	Nov 11	Dec 11	Jan 12	Feb 12
SLA Performance	98.1%	99.1%	99.2%	100.0%	99.7%	92.7%	100.0%	100.0%	100.0%	100.0%	100.0%	99.8%
Tolerance Level	99.8%	99.8%	99.8%	99.8%	99.8%	99.8%	99.8%	99.8%	99.8%	99.8%	99.8%	99.8%



Full explanation of terms used in this report

February 2012

Note: Chorus has summarised the relevant Service Levels for the purpose of this report. For the full description of each relevant Service Level refer to Appendices 1 and 2 of the Co-location Service Level Terms (UCLL Co-location Standard Terms Determination Schedule 3) which is available on the Commerce Commission's website at www.comcom.govt.nz.

Initial site readiness and footprint readiness

- SL 1 Percentage of Initial Site Audits completed within 5 Working Days following receipt of the order
- SL 2 Percentage of Full Site Audits completed within 10 Working Days following receipt of the order (Level A)

Provision of Co-location Service

- SL 3 Percentage of orders acknowledged within 4 consecutive business hours following receipt time
- SL 4 Percentage of rejection notifications for invalid orders sent to the access seeker within 3 consecutive working days following receipt time
- SL 5 Percentage of quotes provided to the access seeker within 10 working days of receipt of the order
- SL 6 Percentage of Chorus builds completed within the time specified in the firm order sent to the access seeker (level A)
- SL 7 Percentage of Chorus build completion confirmations sent to the access seeker within 2 consecutive working days of completing the Chorus build
- SL 8 Percentage of planned outage notifications advised to the access seeker at least 5 working days before the planned outage occurs
- SL 9 Percentage of unplanned outage notifications advised to the access seeker within 2 hours of Chorus receiving the notification of the unplanned outage

Fault Management for Co-location Service

- SL 10 Percentage of fault report receipt acknowledgements provided to the access seeker within half a fault restoration hour of the fault being reported
- SL 11 Percentage of notifications advising the expected fault restoration time sent to the access seeker within 8 fault restoration hours of the fault being reported
- SL 12 Percentage of faults restored within the notified expected restoration time (level A)
- SL 13 Percentage of times during the BAU period Chorus will make an escort available within 2 consecutive working days of the request

Chorus Forecasting for Co-location Service

- SL 14 Percentage of written rolling 3-year cabinet forecast reports provided to the access seeker within 10 working days of the 6 month anniversary of the 07 November 2007

Operational Support Systems for Co-location Service

- SL 15 Percentage of OO&T availability to the Access Seeker
- SL 16 Percentage of OFM availability to the Access Seeker



UCLL & UCLF Co-location Service Level Default

February 2012

Item No.	16	Tolerance Level	99.8%
Service Attribute	Availability of OFM		
Cause of default	There was one outage in February that resulted in delay in provisioning orders which was due to a process issue.		
Procedure for correcting default	System Availability was restored.		
Steps taken to remedy default	TBC		
Effectiveness of steps taken	TBC		
Date of previous default	May 2011, July 2011, August 2011, February 2012		