

UCLL Co-location Performance Report

Consolidated Report

April 2010

Co-location Performance Reports are prepared each month to provide a comprehensive view of our performance. These reports measure our performance against service levels defined in the Co-Location Standard Term Determinations.

Executive summary

There were five Service Level Defaults this month: SL 5 (Provision of Quote), SL 6 (Meet Build completion date), SL 7 (Confirmation of completion), SL 15 (Availability of OO&T) and SL 16 (Availability of OFM). Service Default reports for these Service Levels can be found in the appendix of this report.

Points to note

Orders were excluded from Service Level calculations as follows:

- SL 4 (Notification of rejection) - Orders were excluded where the default was the direct result of an action that is the Access Seeker's responsibility under the UCLL General Terms
- SL 5 (Provision of Quote) - Defaults were excluded from this measurement where failures were attributable to the Access Seeker for not providing forecast
- SL 6 (Meet expected Telecom Build completion date) - Orders were excluded where the default was the direct result of an action that is the Access Seeker's responsibility under the UCLL General Terms
- SL 7 (Confirmation of completion) - Orders were excluded where the default was the direct result of an action that is the Access Seeker's responsibility under the UCLL General Terms
- SL 13 (Availability of Escort) - Orders were excluded where the default was the direct result of an action that is the Access Seeker's responsibility under the UCLL General Terms

Defaults that occur at the Access Seeker level but not at the consolidated level are reported to the relevant Access Seeker, in their individual Performance report.

Further information

If you have queries please email your Chorus Account Manager.

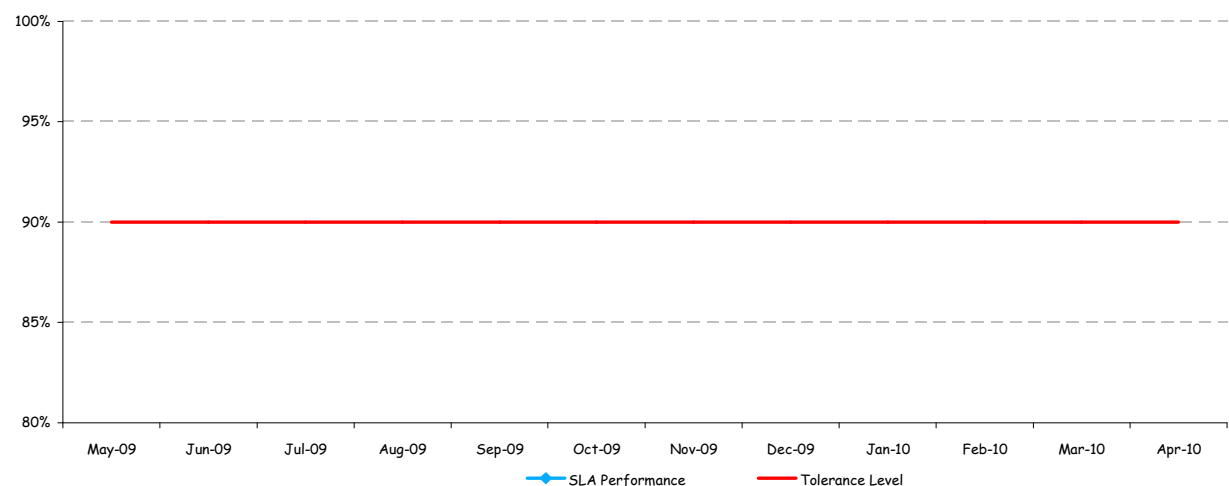


Site and footprint readiness

April 2010

This section covers initial and full co-location audits completed within SL following order receipt.

SL 1 - Initial site audits completed within five working days of order



Commentary

No site audits completed this month

	May-09	Jun-09	Jul-09	Aug-09	Sep-09	Oct-09	Nov-09	Dec-09	Jan-10	Feb-10	Mar-10	Apr-10
SLA Performance	n/a	n/a	n/a	n/a	n/a	n/a	n/a	n/a	n/a	n/a	n/a	n/a
Tolerance Level	90%	90%	90%	90%	90%	90%	90%	90%	90%	90%	90%	90%

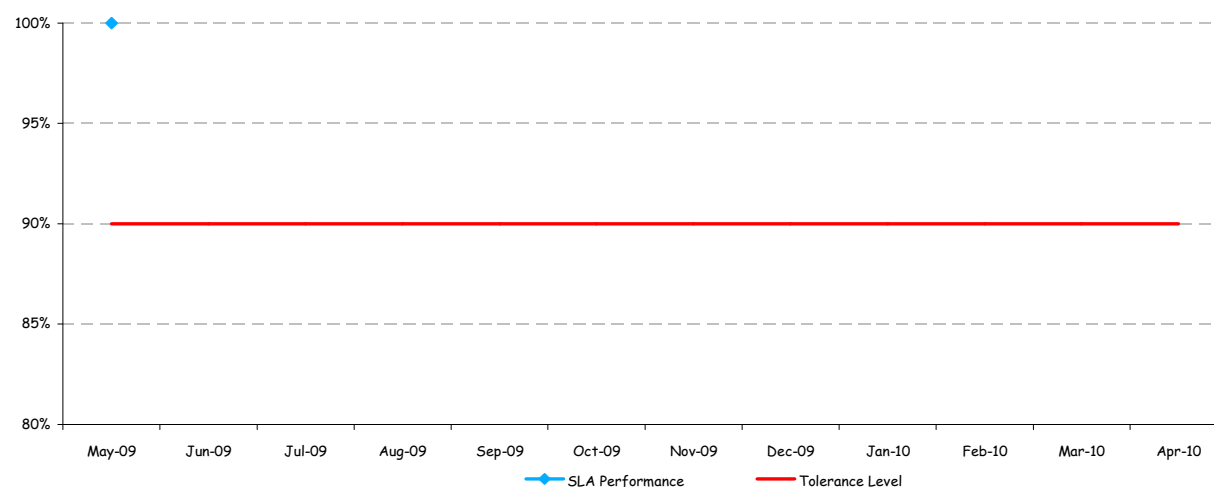


Provisioning UCLL Co-location services

April 2010

This section covers provisioning service, including order receipts and acknowledgement, quotes, build completion, and outages

SL 2 - Full site audits completed within ten working days of order (level A)



Commentary

No site audits completed this month

	May-09	Jun-09	Jul-09	Aug-09	Sep-09	Oct-09	Nov-09	Dec-09	Jan-10	Feb-10	Mar-10	Apr-10
SLA Performance	100%	n/a	n/a	n/a	n/a	n/a	n/a	n/a	n/a	n/a	n/a	n/a
Tolerance Level	90%	90%	90%	90%	90%	90%	90%	90%	90%	90%	90%	90%

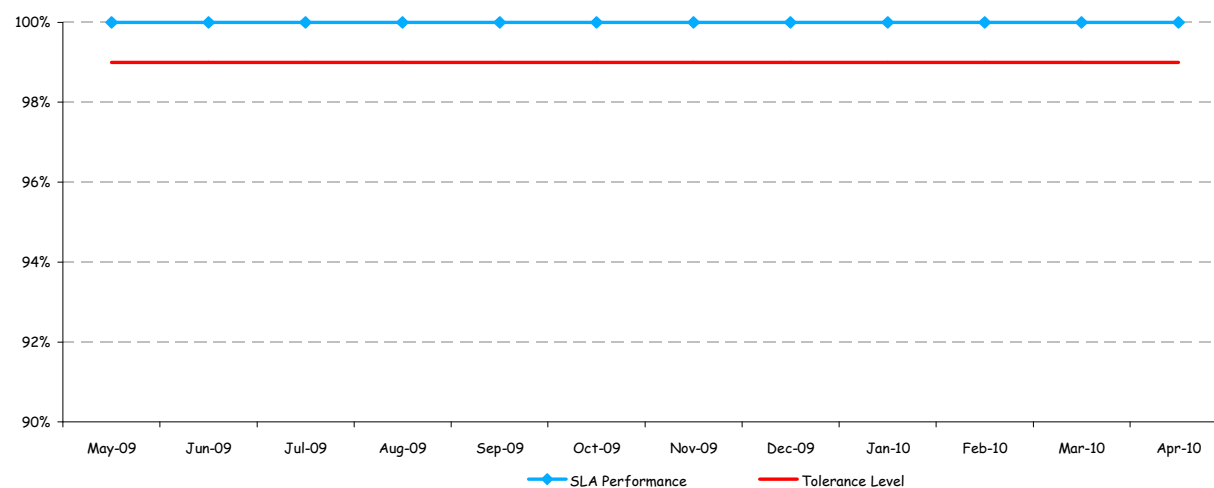


Provisioning UCLL Co-location services

April 2010

This section covers provisioning service, including order receipts and acknowledgement, quotes, build completion, and outages

SL 3 - Orders acknowledged within 4 consecutive business hours following receipt



Commentary

Performance has exceeded the required tolerance level

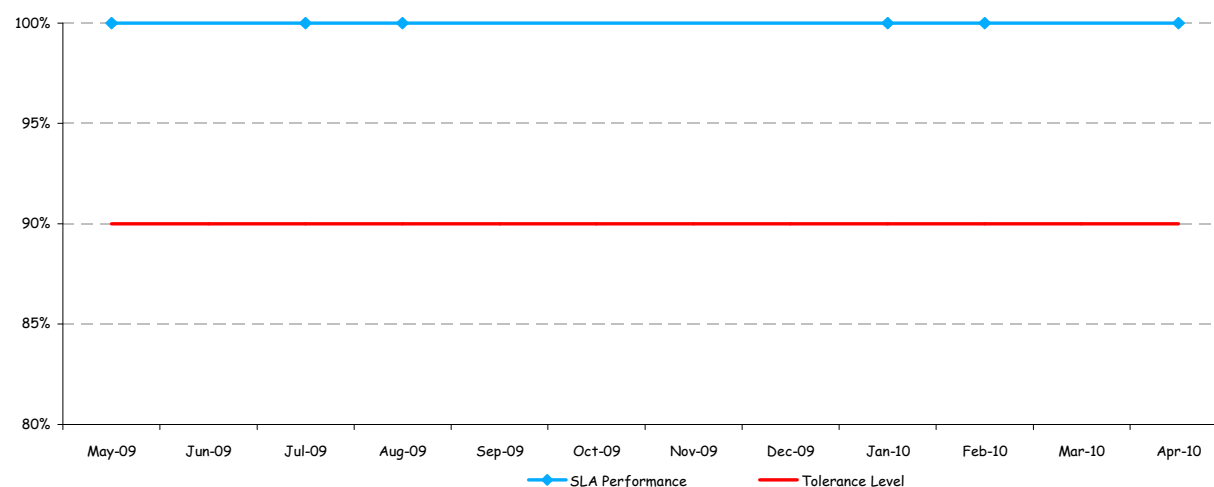
	May-09	Jun-09	Jul-09	Aug-09	Sep-09	Oct-09	Nov-09	Dec-09	Jan-10	Feb-10	Mar-10	Apr-10
SLA Performance	100%	100%	100%	100%	100%	100%	100%	100%	100%	100%	100%	100%
Tolerance Level	99%	99%	99%	99%	99%	99%	99%	99%	99%	99%	99%	99%

Provisioning UCLL Co-location services

April 2010

This section covers a range of provisioning service, including order receipts and acknowledgement, quotes, build completion, and outages

SL 4 - Invalid order rejection notifications sent within 3 consecutive working days following receipt



Commentary

Performance has exceeded the required tolerance level

	May-09	Jun-09	Jul-09	Aug-09	Sep-09	Oct-09	Nov-09	Dec-09	Jan-10	Feb-10	Mar-10	Apr-10
SLA Performance	100%	n/a	100%	100%	n/a	n/a	n/a	n/a	100%	100%	n/a	100%
Tolerance Level	90%	90%	90%	90%	90%	90%	90%	90%	90%	90%	90%	90%

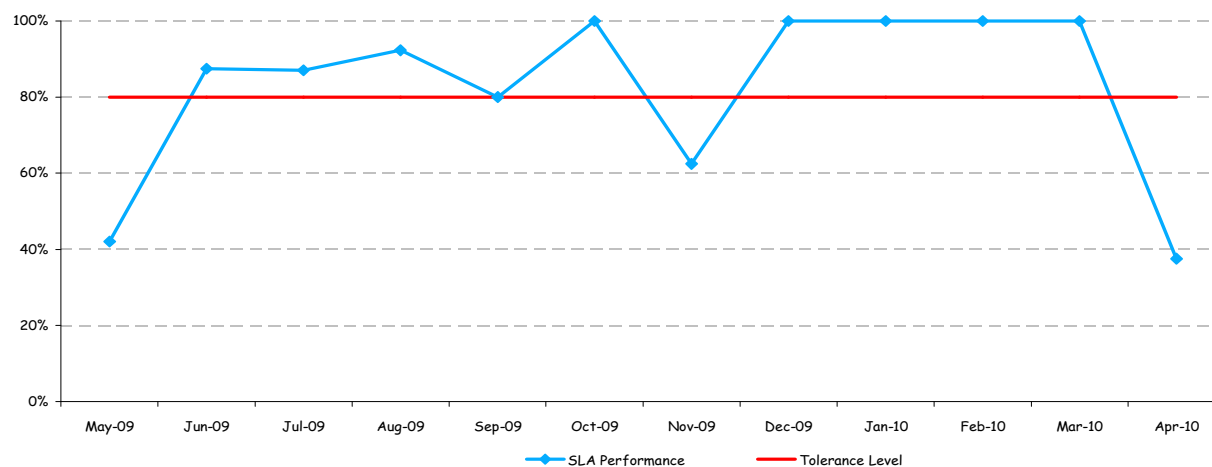


Provisioning UCLL Co-location services

April 2010

This section covers a range of provisioning service, including order receipts and acknowledgement, quotes, build completion, and outages

SL 5 - Quotes provided within 10 working days of order receipt



Commentary

Performance has not met the required tolerance level. See the SL 5 Service Default Report for more information

	May-09	Jun-09	Jul-09	Aug-09	Sep-09	Oct-09	Nov-09	Dec-09	Jan-10	Feb-10	Mar-10	Apr-10
SLA Performance	42%	88%	87%	92%	80%	100%	63%	100%	100%	100%	100%	38%
Tolerance Level	80%	80%	80%	80%	80%	80%	80%	80%	80%	80%	80%	80%

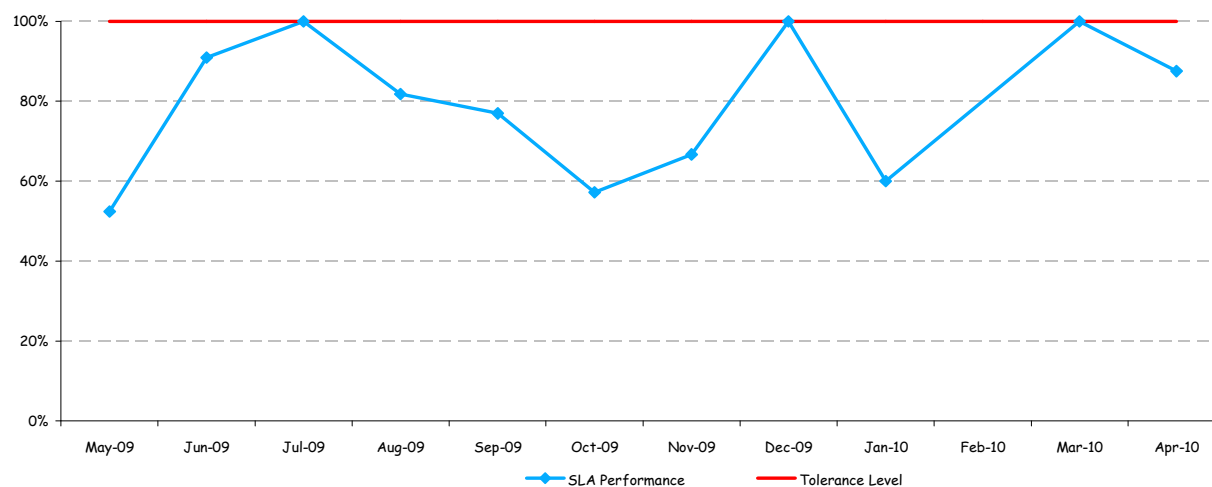


Provisioning UCLL Co-location services

April 2010

This section covers a range of provisioning service, including order receipts and acknowledgement, quotes, build completion, and outages

SL 6 - Builds completed by time specified in firm order (level A)



Commentary

Performance has not met the required tolerance level. See the SL 6 Service Default Report for more information

	May-09	Jun-09	Jul-09	Aug-09	Sep-09	Oct-09	Nov-09	Dec-09	Jan-10	Feb-10	Mar-10	Apr-10
SLA Performance	52%	91%	100%	82%	77%	57%	67%	100%	60%	n/a	100%	88%
Tolerance Level	100%	100%	100%	100%	100%	100%	100%	100%	100%	100%	100%	100%

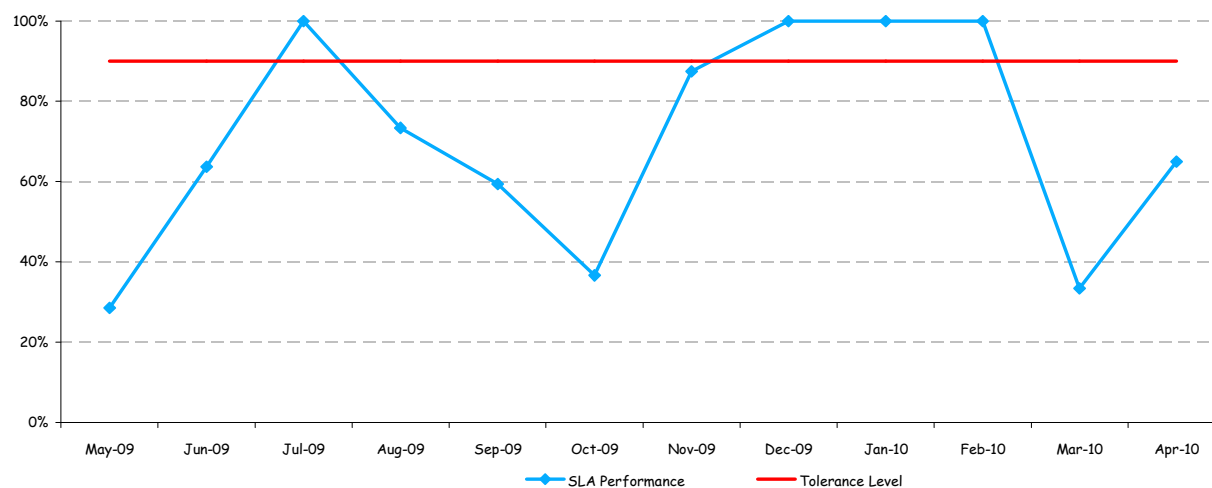


Provisioning UCLL Co-location services

April 2010

This section covers a range of provisioning service, including order receipts and acknowledgement, quotes, build completion, and outages

SL 7 - Build completion confirmations sent within 2 consecutive working days of Chorus build completion



Commentary

Performance has not met the required tolerance level. See the SL 7 Service Default Report for more information

	May-09	Jun-09	Jul-09	Aug-09	Sep-09	Oct-09	Nov-09	Dec-09	Jan-10	Feb-10	Mar-10	Apr-10
SLA Performance	29%	64%	100%	73%	59%	37%	88%	100%	100%	100%	33%	65%
Tolerance Level	90%	90%	90%	90%	90%	90%	90%	90%	90%	90%	90%	90%

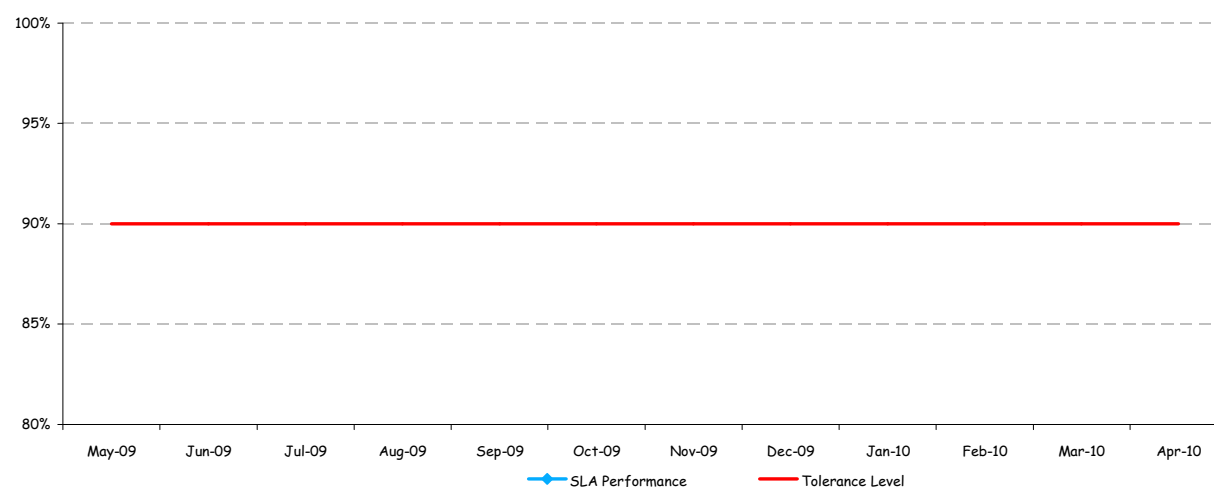


Provisioning UCLL Co-location services

April 2010

This section covers a range of provisioning service, including order receipts and acknowledgement, quotes, build completion, and outages

SL 8 - Planned outage notifications advised at least 5 working days ahead of planned outage occurring



Commentary

No Planned Outages this month

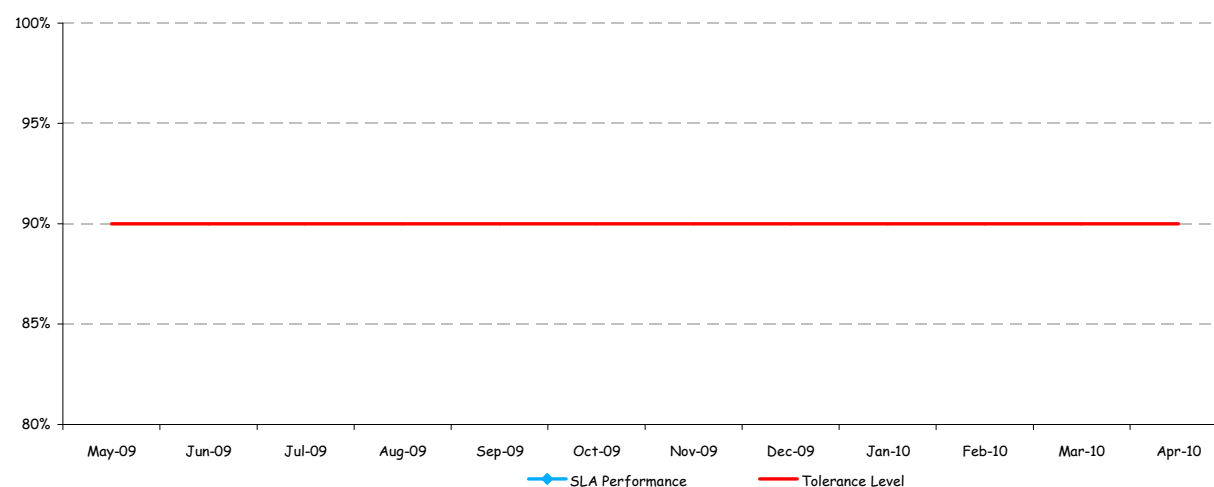
	May-09	Jun-09	Jul-09	Aug-09	Sep-09	Oct-09	Nov-09	Dec-09	Jan-10	Feb-10	Mar-10	Apr-10
SLA Performance	n/a	n/a	n/a	n/a	n/a	n/a	n/a	n/a	n/a	n/a	n/a	n/a
Tolerance Level	90%	90%	90%	90%	90%	90%	90%	90%	90%	90%	90%	90%

Provisioning UCLL Co-location services

April 2010

This section covers a range of provisioning service, including order receipts and acknowledgement, quotes, build completion, and outages

SL 9 - Unplanned outage notifications sent within two hours of Chorus discovering unplanned outage or receiving unplanned outage notice



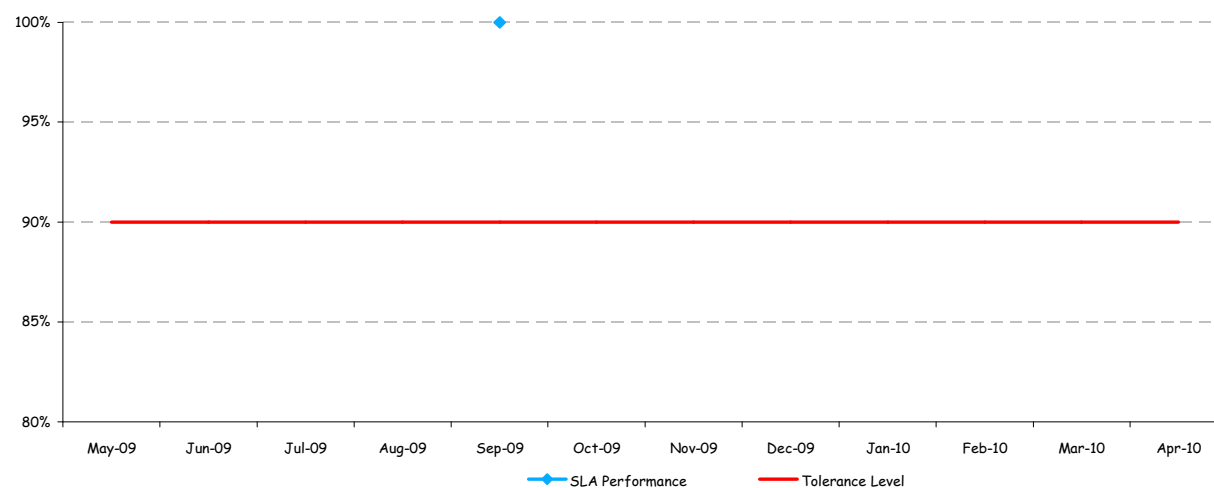
	May-09	Jun-09	Jul-09	Aug-09	Sep-09	Oct-09	Nov-09	Dec-09	Jan-10	Feb-10	Mar-10	Apr-10
SLA Performance	n/a	n/a	n/a	n/a	n/a	n/a	n/a	n/a	n/a	n/a	n/a	n/a
Tolerance Level	90%	90%	90%	90%	90%	90%	90%	90%	90%	90%	90%	90%

Fault Management

April 2010

This section covers fault receipt acknowledgement, notification, restoration and escort availability

SL 10 - Fault report receipt acknowledgements provided within half a fault restoration hour of fault report



Commentary

No faults were reported this month

	May-09	Jun-09	Jul-09	Aug-09	Sep-09	Oct-09	Nov-09	Dec-09	Jan-10	Feb-10	Mar-10	Apr-10
SLA Performance	n/a	n/a	n/a	n/a	100%	n/a	n/a	n/a	n/a	n/a	n/a	n/a
Tolerance Level	90%	90%	90%	90%	90%	90%	90%	90%	90%	90%	90%	90%

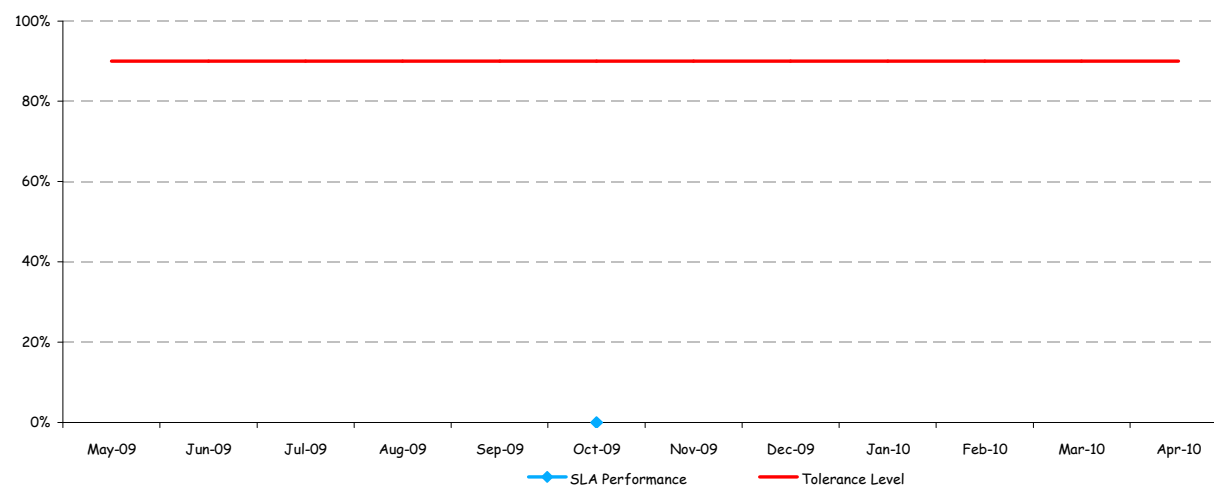


Fault Management

April 2010

This section covers fault receipt acknowledgement, notification, restoration and escort availability

SL 11 - Expected fault restoration time notifications sent within 8 fault restoration hours of fault report



Commentary

No faults were reported this month

	May-09	Jun-09	Jul-09	Aug-09	Sep-09	Oct-09	Nov-09	Dec-09	Jan-10	Feb-10	Mar-10	Apr-10
SLA Performance	n/a	n/a	n/a	n/a	n/a	0%	n/a	n/a	n/a	n/a	n/a	n/a
Tolerance Level	90%	90%	90%	90%	90%	90%	90%	90%	90%	90%	90%	90%

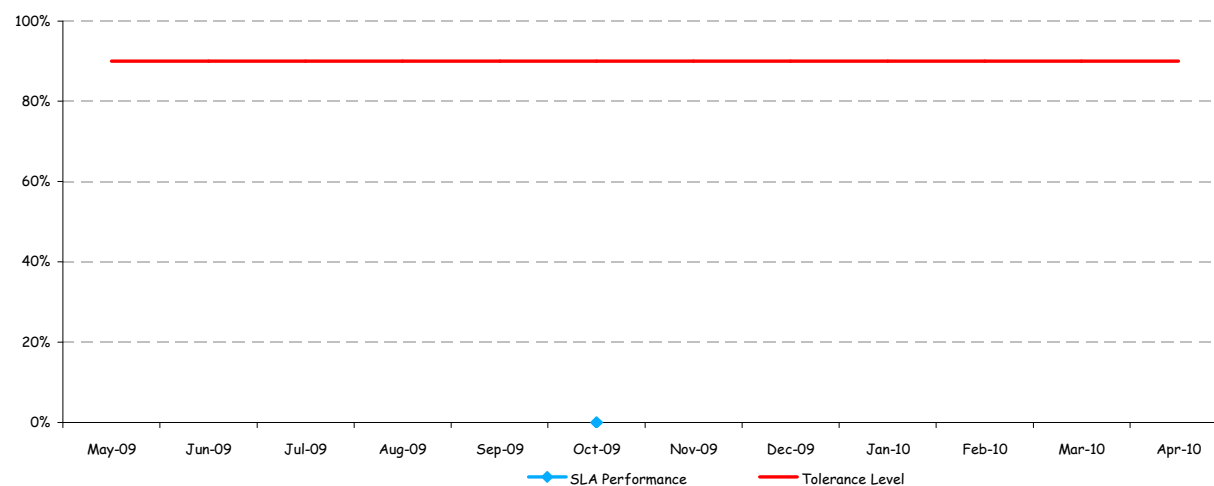


Fault Management

April 2010

This section covers fault receipt acknowledgement, notification, restoration and escort availability

SL 12 - Faults restored within notified expected restoration period (level A)



Commentary

No faults were reported this month

	May-09	Jun-09	Jul-09	Aug-09	Sep-09	Oct-09	Nov-09	Dec-09	Jan-10	Feb-10	Mar-10	Apr-10
SLA Performance	n/a	n/a	n/a	n/a	n/a	0%	n/a	n/a	n/a	n/a	n/a	n/a
Tolerance Level	90%	90%	90%	90%	90%	90%	90%	90%	90%	90%	90%	90%

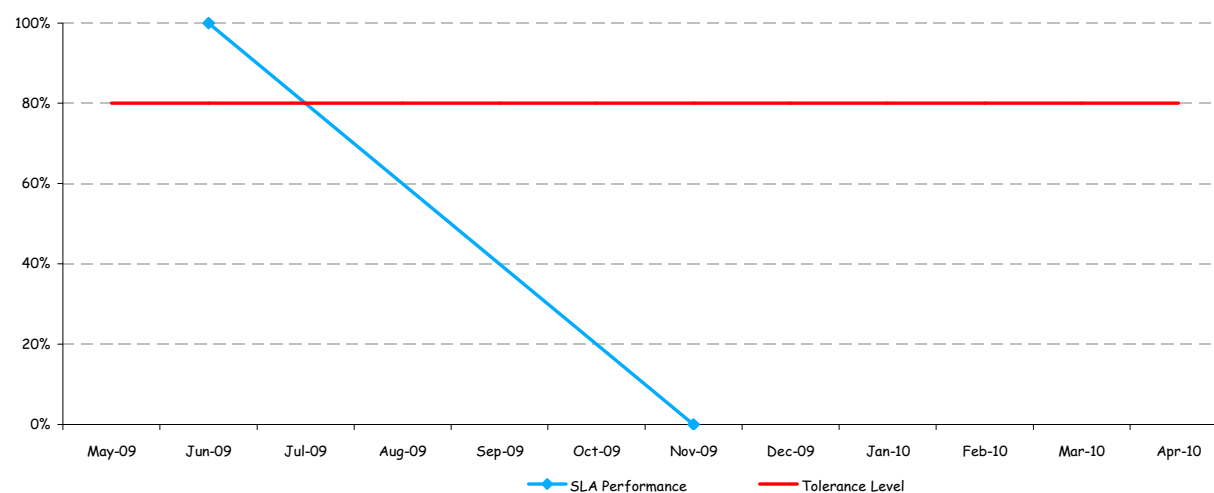


Fault Management

April 2010

This section covers fault receipt acknowledgement, notification, restoration and escort availability

SL 13 - Times during BAU period Chorus made escort available within 2 consecutive working days of request



Commentary

No escorts required this month

	May-09	Jun-09	Jul-09	Aug-09	Sep-09	Oct-09	Nov-09	Dec-09	Jan-10	Feb-10	Mar-10	Apr-10
SLA Performance	n/a	100%	n/a	n/a	n/a	n/a	0%	n/a	n/a	n/a	n/a	n/a
Tolerance Level	80%	80%	80%	80%	80%	80%	80%	80%	80%	80%	80%	80%

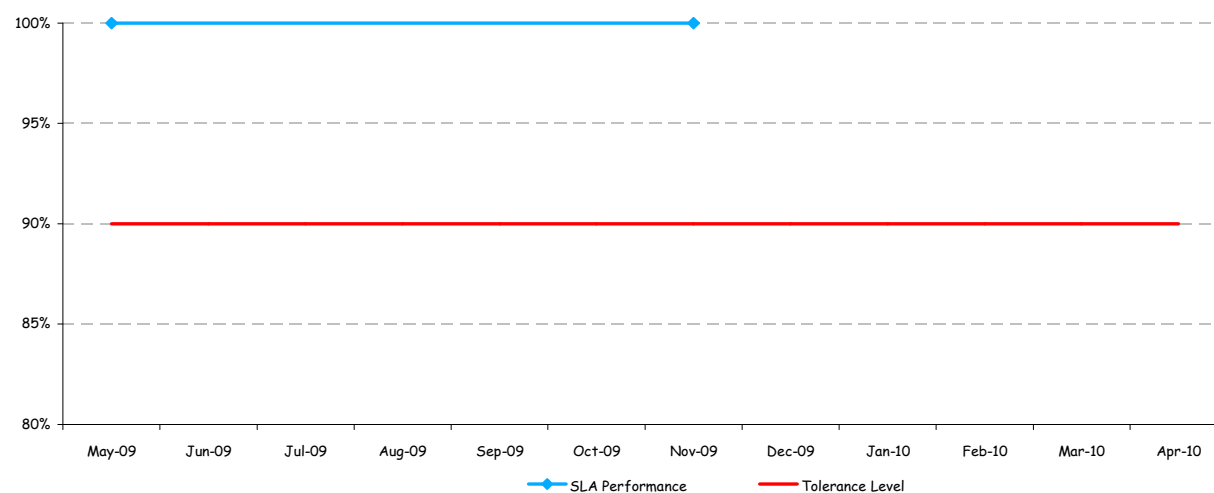


Co-location forecasting

April 2010

This section covers co-location forecasting

SL 14 - Cabinetisation forecasts provided within 10 working days of 6 month anniversaries from 7 November 2007



Commentary

No forecast required this month

	May-09	Jun-09	Jul-09	Aug-09	Sep-09	Oct-09	Nov-09	Dec-09	Jan-10	Feb-10	Mar-10	Apr-10
SLA Performance	100%	n/a	n/a	n/a	n/a	n/a	100%	n/a	n/a	n/a	n/a	n/a
Tolerance Level	90%	90%	90%	90%	90%	90%	90%	90%	90%	90%	90%	90%

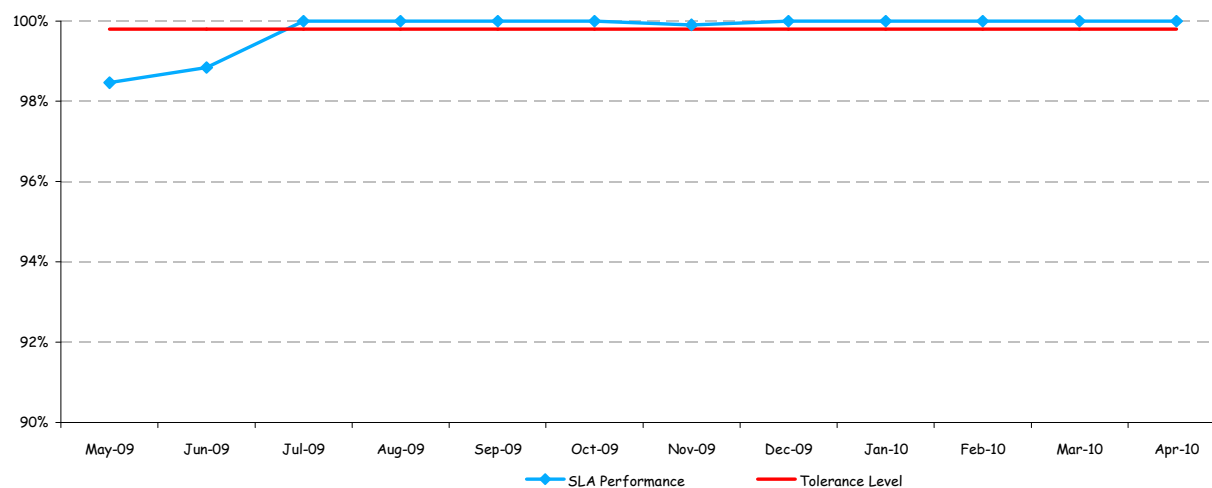


Operational support systems

April 2010

This section covers operational support systems for access seekers

SL 15 - Online Ordering & Tracking availability (24/7)



Commentary

Result only reflective of OO&T System Availability, not Netcracker (EOI Fulfil System) - see SL 15 Default Report for more information.

	May-09	Jun-09	Jul-09	Aug-09	Sep-09	Oct-09	Nov-09	Dec-09	Jan-10	Feb-10	Mar-10	Apr-10
SLA Performance	98.5%	98.8%	100.0%	100.0%	100.0%	100.0%	99.9%	100.0%	100.0%	100.0%	100.0%	100.0%
Tolerance Level	99.8%	99.8%	99.8%	99.8%	99.8%	99.8%	99.8%	99.8%	99.8%	99.8%	99.8%	99.8%

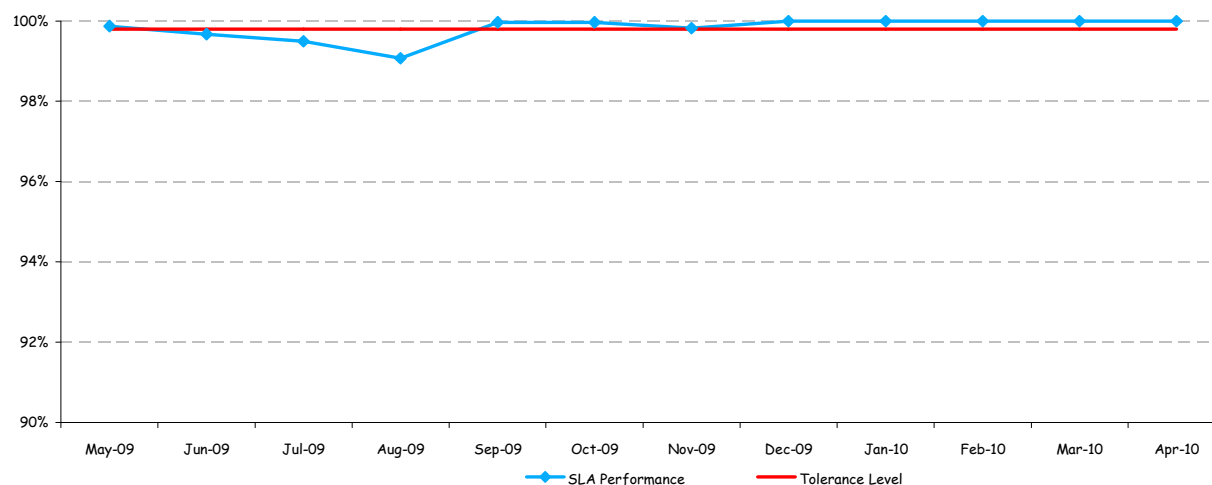


Operational support systems

April 2010

This section covers operational support systems for access seekers

SL 16 - Online Fault Management availability (24/7)



Commentary

Result only reflective of OFM System Availability, not HPSM (EOI Assure System) - see SL 16 Default Report for more information.

	May-09	Jun-09	Jul-09	Aug-09	Sep-09	Oct-09	Nov-09	Dec-09	Jan-10	Feb-10	Mar-10	Apr-10
SLA Performance	99.9%	99.7%	99.5%	99.1%	100.0%	100.0%	99.8%	100.0%	100.0%	100.0%	100.0%	100.0%
Tolerance Level	99.8%	99.8%	99.8%	99.8%	99.8%	99.8%	99.8%	99.8%	99.8%	99.8%	99.8%	99.8%



Full explanation of terms used in this report

April 2010

Note: Chorus has summarised the relevant Service Levels for the purpose of this report. For the full description of each relevant Service Level refer to Appendices 1 and 2 of the Co-location Service Level Terms (UCLL Co-location Standard Terms Determination Schedule 3) which is available on the Commerce Commission's website at www.comcom.govt.nz.

Initial site readiness and footprint readiness

- SL 1 Percentage of Initial Site Audits completed within 5 Working Days following receipt of the order
- SL 2 Percentage of Full Site Audits completed within 10 Working Days following receipt of the order (Level A)

Provision of Co-location Service

- SL 3 Percentage of orders acknowledged within 4 consecutive business hours following receipt time
- SL 4 Percentage of rejection notifications for invalid orders sent to the access seeker within 3 consecutive working days following receipt time
- SL 5 Percentage of quotes provided to the access seeker within 10 working days of receipt of the order
- SL 6 Percentage of Telecom builds completed within the time specified in the firm order sent to the access seeker (level A)
- SL 7 Percentage of Telecom build completion confirmations sent to the access seeker within 2 consecutive working days of completing the Telecom build
- SL 8 Percentage of planned outage notifications advised to the access seeker at least 5 working days before the planned outage occurs
- SL 9 Percentage of unplanned outage notifications advised to the access seeker within 2 hours of Telecom receiving the notification of the unplanned outage

Fault Management for Co-location Service

- SL 10 Percentage of fault report receipt acknowledgements provided to the access seeker within half a fault restoration hour of the fault being reported
- SL 11 Percentage of notifications advising the expected fault restoration time sent to the access seeker within 8 fault restoration hours of the fault being reported
- SL 12 Percentage of faults restored within the notified expected restoration time (level A)
- SL 13 Percentage of times during the BAU period Telecom will make an escort available within 2 consecutive working days of the request

Telecom Forecasting for Co-location Service

- SL 14 Percentage of written rolling 3-year cabinet forecast reports provided to the access seeker within 10 working days of the 6 month anniversary of the 07 November 2007

Operational Support Systems for Co-location Service

- SL 15 Percentage of OO&T availability to the access seeker
- SL 16 Percentage of OFM availability to the access seeker
- SL 17 Percentage of NOC availability to the access seeker



Co-location Service Level Default

April 2010

Item No.	5	Tolerance Level	90%
----------	---	-----------------	-----

Service Attribute	Provision of Quote
-------------------	--------------------

Cause of default	Late delivery of information required to complete quote, by Chorus Field Services and Service Company representatives
Procedure for correcting default	Quotes provided
Steps taken to remedy default	Field Services Management advised of information requirements, for re-iteration with representatives, and appropriate resource prioritisation
Effectiveness of steps taken	Not yet measured
Date of previous defaults	May 2009, November 2009



Co-location Service Level Default

April 2010

Item No.	6	Tolerance Level	100%
----------	---	-----------------	------

Service Attribute	Meet Expected completion date
-------------------	-------------------------------

Cause of default	Late paperwork required to complete the build
Procedure for correcting default	Builds Completed
Steps taken to remedy default	Reconfirmed priorities with Field Services representatives to ensure appropriate resources are allocated
Effectiveness of steps taken	Not yet measured
Date of previous defaults	October 2009, November 2009, January 2010



Co-location Service Level Default

April 2010

Item No.	7	Tolerance Level	90%
----------	---	-----------------	-----

Service Attribute	Confirmation of Completion
-------------------	----------------------------

Cause of default	Failure to update OO&T with confirmation of completion as paperwork was not filed on time from Field Services representative
Procedure for correcting default	Confirmation of Build completion provided
Steps taken to remedy default	Reconfirmed priorities with Field Services representatives to ensure appropriate resources are allocated
Effectiveness of steps taken	Not yet measured
Date of previous defaults	October 2009, November 2009, March 2010



Co-location Service Level Default

April 2010

Item No.	15	Tolerance Level	99.8%
----------	----	-----------------	-------

Service Attribute	Availability of OO&T
-------------------	----------------------

Cause of default	No capability available to deliver accurate 'Availability of OO&T' reporting, on new assure system
Procedure for correcting default	Failure of this Service Level, as unable to report as required
Steps taken to remedy default	Reporting solution is currently being investigated
Effectiveness of steps taken	Unknown as yet
Date of previous defaults	N/A



Co-location Service Level Default

April 2010

Item No.	16	Tolerance Level	99.8%
----------	----	-----------------	-------

Service Attribute	Availability of OFM
-------------------	---------------------

Cause of default	No capability available to deliver accurate 'Availability of OFM' reporting, on new assure system
Procedure for correcting default	Failure of this Service Level, as unable to report as required
Steps taken to remedy default	Reporting solution is currently being investigated
Effectiveness of steps taken	Unknown as yet
Date of previous defaults	N/A

