

UCLL & UCLF Backhaul Performance Report

Consolidated Report

April 2013

Unbundled Copper Local Loop (UCLL) and Unbundled Copper Low Frequency Service (UCLF) Backhaul Performance Reports are prepared each month to provide a comprehensive view of our performance over the preceding month. These reports measure our performance against service levels defined in the UCLL Backhaul Standard Term Determinations.

Executive summary

There were no Service Level Defaults this Month.

Points to note

There were no orders excluded from Service Level calculations.

Defaults that occur at the Access Seeker level but not at the consolidated level are reported to the relevant Access Seeker, in their individual performance report.

Further Information

If you have queries, please email your Chorus Account Manager.

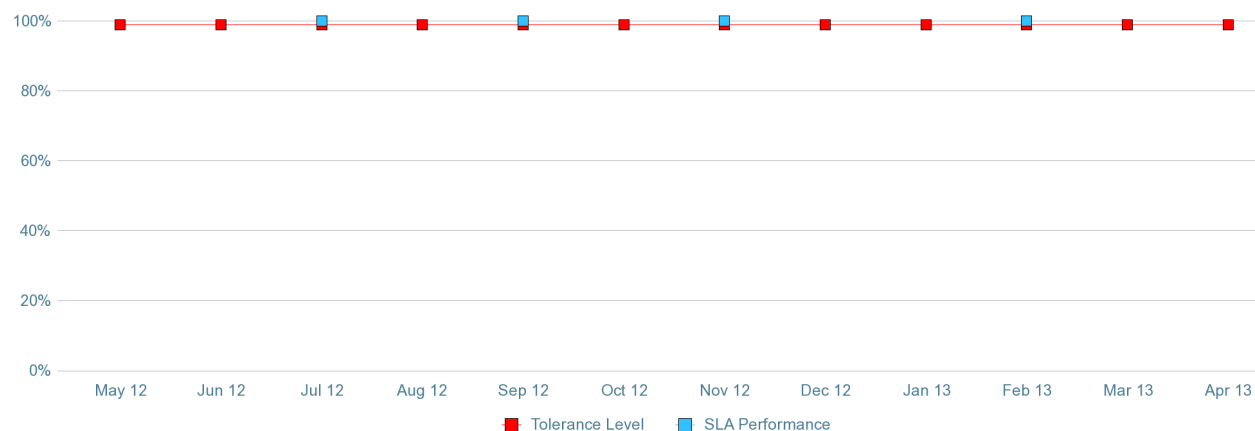


Provisioning Backhaul services

April 2013

This section covers Backhaul provisioning service, including ordering, notifications, and outages.

SL 1 - Orders acknowledged within four business hours of order receipt – All Orders



Commentary

No orders were received this month

	May 12	Jun 12	Jul 12	Aug 12	Sep 12	Oct 12	Nov 12	Dec 12	Jan 13	Feb 13	Mar 13	Apr 13
SLA Performance	n/a	n/a	100%	n/a	100%	n/a	100%	n/a	n/a	100%	n/a	n/a
Tolerance Level	99%	99%	99%	99%	99%	99%	99%	99%	99%	99%	99%	99%

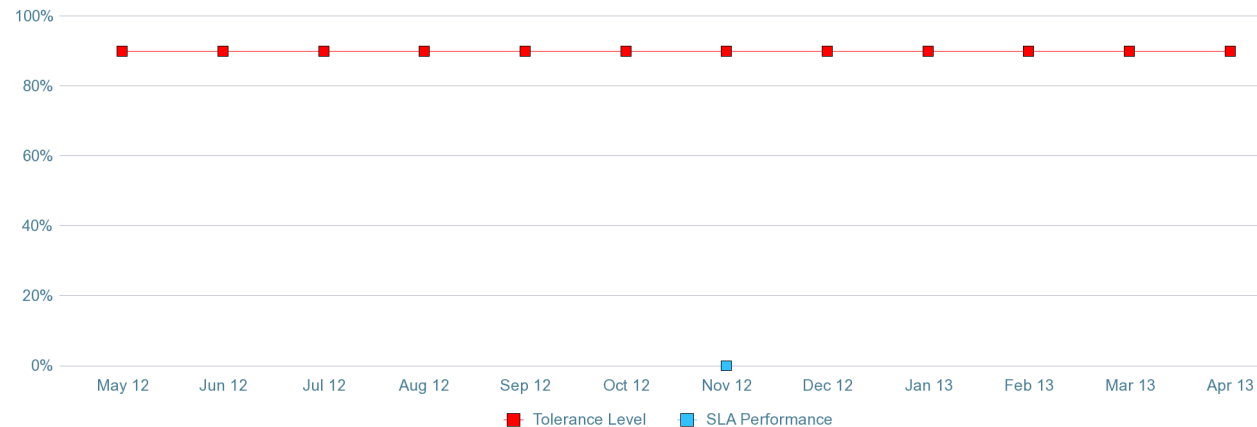


Provisioning Backhaul services

April 2013

This section covers Backhaul provisioning service, including ordering, notifications, and outages.

SL 2 - Invalid order rejection notifications sent within eight business hours of receipt – All Orders



Commentary

No invalid orders received this month

	May 12	Jun 12	Jul 12	Aug 12	Sep 12	Oct 12	Nov 12	Dec 12	Jan 13	Feb 13	Mar 13	Apr 13
SLA Performance	n/a	n/a	n/a	n/a	n/a	n/a	0%	n/a	n/a	n/a	n/a	n/a
Tolerance Level	90%	90%	90%	90%	90%	90%	90%	90%	90%	90%	90%	90%

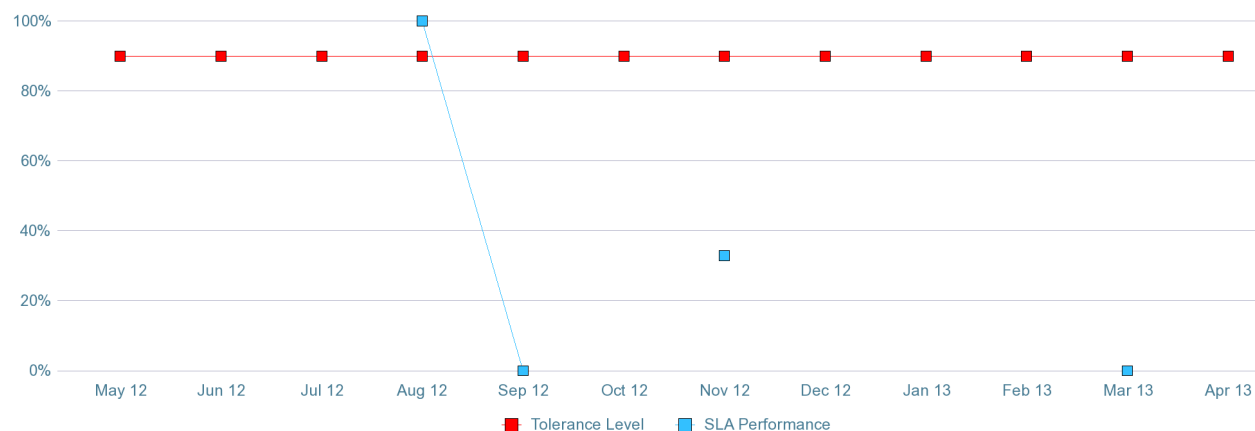


Provisioning Backhaul services

April 2013

This section covers Backhaul provisioning service, including ordering, notifications, and outages.

SL 3 - Notification of expected RFS dates sent within seven working days of deemed acceptance time – All Orders, except Speed Change orders not a requiring Truck Roll



Commentary

No orders were received this month

	May 12	Jun 12	Jul 12	Aug 12	Sep 12	Oct 12	Nov 12	Dec 12	Jan 13	Feb 13	Mar 13	Apr 13
SLA Performance	n/a	n/a	n/a	100%	0%	n/a	33%	n/a	n/a	n/a	0%	n/a
Tolerance Level	90%	90%	90%	90%	90%	90%	90%	90%	90%	90%	90%	90%

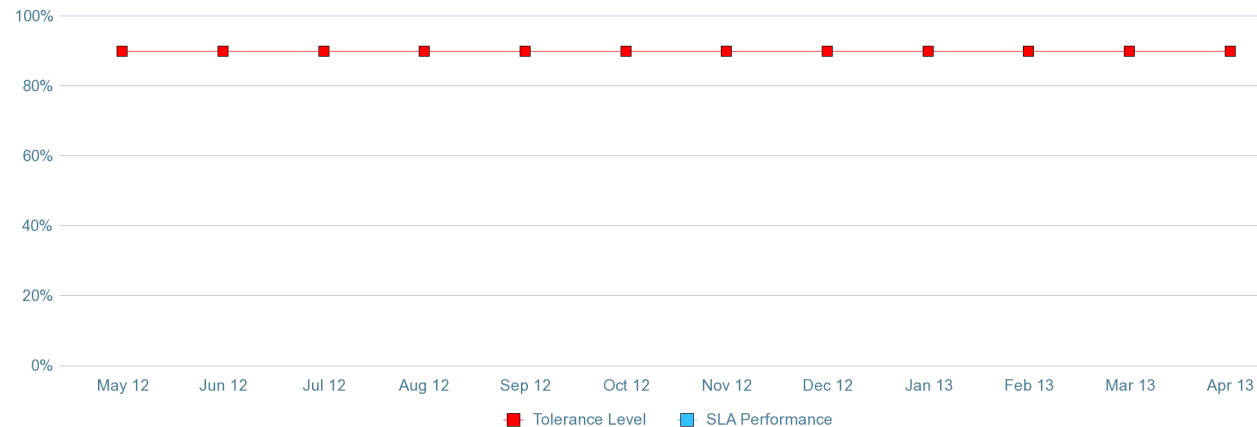


Provisioning Backhaul services

April 2013

This section covers Backhaul provisioning service, including ordering, notifications, and outages.

SL 4 - Notification of expected RFS dates sent within three working days of deemed acceptance time – Speed Change (no Truck Roll) Order



Commentary

No speed change orders were received this month

	May 12	Jun 12	Jul 12	Aug 12	Sep 12	Oct 12	Nov 12	Dec 12	Jan 13	Feb 13	Mar 13	Apr 13
SLA Performance	n/a	n/a	n/a	n/a	n/a	n/a	n/a	n/a	n/a	n/a	n/a	n/a
Tolerance Level	90%	90%	90%	90%	90%	90%	90%	90%	90%	90%	90%	90%

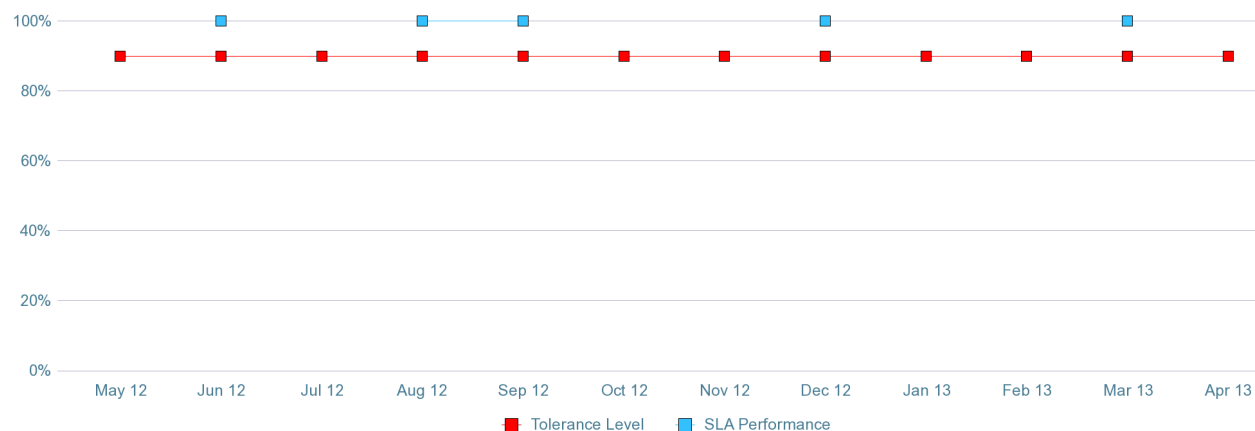


Provisioning Backhaul services

April 2013

This section covers Backhaul provisioning service, including ordering, notifications, and outages.

SL 5 - Order is completed right first time (level A) – for each service type



Commentary

No faults were reported this month

	May 12	Jun 12	Jul 12	Aug 12	Sep 12	Oct 12	Nov 12	Dec 12	Jan 13	Feb 13	Mar 13	Apr 13
New Connection	n/a	n/a	n/a	n/a	n/a	n/a	n/a	n/a	n/a	n/a	n/a	n/a
Network Change	n/a	n/a	n/a	n/a	n/a	n/a	n/a	n/a	n/a	n/a	n/a	n/a
Speed Change	n/a	n/a	n/a	n/a	n/a	n/a	n/a	n/a	n/a	n/a	n/a	n/a
Relinquishment	n/a	100%	n/a	100%	100%	n/a	n/a	100%	n/a	n/a	100%	n/a
Handover Fibre	n/a	n/a	n/a	n/a	n/a	n/a	n/a	n/a	n/a	n/a	n/a	n/a
Backhaul Connection	n/a	n/a	n/a	n/a	n/a	n/a	n/a	n/a	n/a	n/a	n/a	n/a
SLA Performance	n/a	100%	n/a	100%	100%	n/a	n/a	100%	n/a	n/a	100%	n/a
Tolerance Level	90%	90%	90%	90%	90%	90%	90%	90%	90%	90%	90%	90%

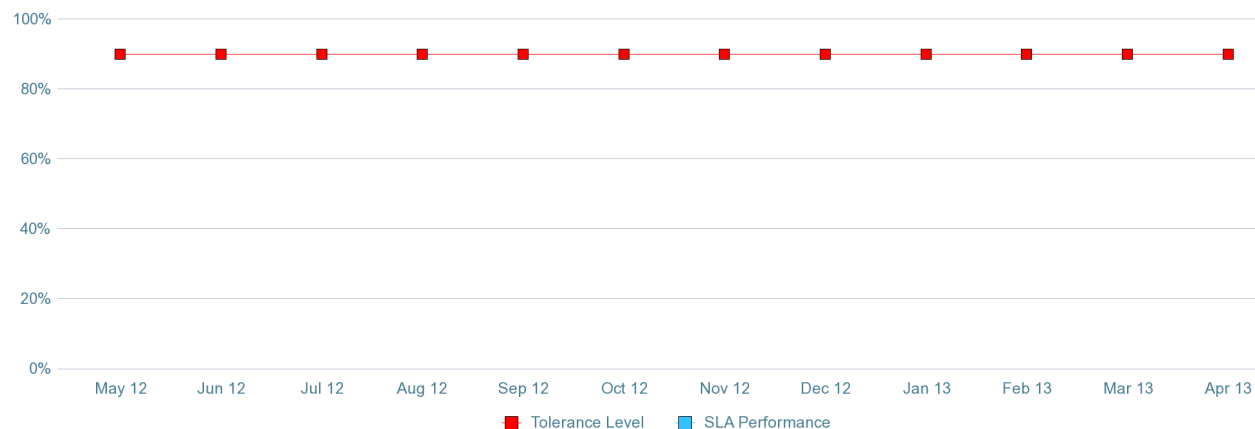


Provisioning Backhaul services

April 2013

This section covers Backhaul provisioning service, including ordering, notifications, and outages.

SL 6 - Order is completed by the notified expected RFS date (level A) - for each service type, excluding Relinquishment Orders



Commentary

No orders were completed this month

	May 12	Jun 12	Jul 12	Aug 12	Sep 12	Oct 12	Nov 12	Dec 12	Jan 13	Feb 13	Mar 13	Apr 13
New Connection	n/a	n/a	n/a	n/a	n/a	n/a	n/a	n/a	n/a	n/a	n/a	n/a
Network Change	n/a	n/a	n/a	n/a	n/a	n/a	n/a	n/a	n/a	n/a	n/a	n/a
Speed Change	n/a	n/a	n/a	n/a	n/a	n/a	n/a	n/a	n/a	n/a	n/a	n/a
Relinquishment	n/a	n/a	n/a	n/a	n/a	n/a	n/a	n/a	n/a	n/a	n/a	n/a
Handover Fibre	n/a	n/a	n/a	n/a	n/a	n/a	n/a	n/a	n/a	n/a	n/a	n/a
Backhaul Connection	n/a	n/a	n/a	n/a	n/a	n/a	n/a	n/a	n/a	n/a	n/a	n/a
SLA Performance	n/a	n/a	n/a	n/a	n/a	n/a	n/a	n/a	n/a	n/a	n/a	n/a
Tolerance Level	90%	90%	90%	90%	90%	90%	90%	90%	90%	90%	90%	90%

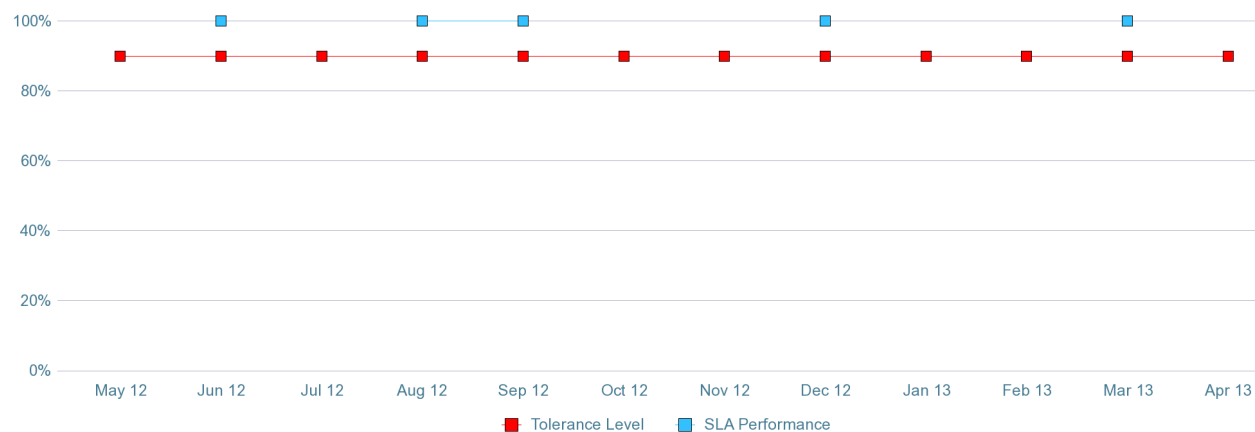


Provisioning Backhaul services

April 2013

This section covers Backhaul provisioning service, including ordering, notifications, and outages.

SL 7 - Order is completed by the notified expected RFS date – Relinquishment Orders



Commentary

No relinquishment orders were completed this month

	May 12	Jun 12	Jul 12	Aug 12	Sep 12	Oct 12	Nov 12	Dec 12	Jan 13	Feb 13	Mar 13	Apr 13
SLA Performance	n/a	100%	n/a	100%	100%	n/a	n/a	100%	n/a	n/a	100%	n/a
Tolerance Level	90%	90%	90%	90%	90%	90%	90%	90%	90%	90%	90%	90%

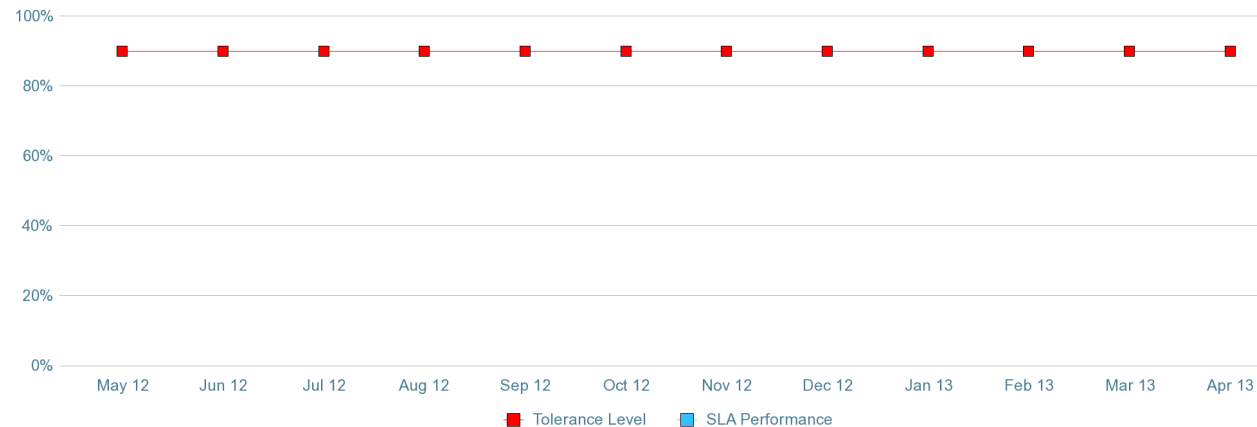


Provisioning Backhaul services

April 2013

This section covers Backhaul provisioning service, including ordering, notifications, and outages.

SL 8 - Notification of RFS date changes provided within three working days of change request receipt – All Orders



Commentary

No change requests were received this month

	May 12	Jun 12	Jul 12	Aug 12	Sep 12	Oct 12	Nov 12	Dec 12	Jan 13	Feb 13	Mar 13	Apr 13
SLA Performance	n/a	n/a	n/a	n/a	n/a	n/a	n/a	n/a	n/a	n/a	n/a	n/a
Tolerance Level	90%	90%	90%	90%	90%	90%	90%	90%	90%	90%	90%	90%

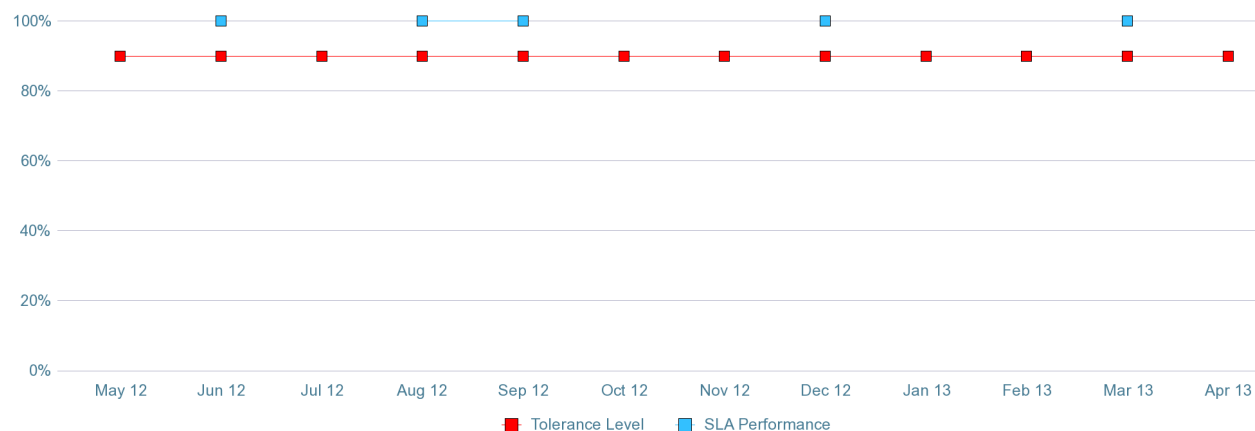


Provisioning Backhaul services

April 2013

This section covers Backhaul provisioning service, including ordering, notifications, and outages.

SL 9 - Completion confirmation sent within four business hours after order completion – All Orders



Commentary

No orders were completed this month

	May 12	Jun 12	Jul 12	Aug 12	Sep 12	Oct 12	Nov 12	Dec 12	Jan 13	Feb 13	Mar 13	Apr 13
SLA Performance	n/a	100%	n/a	100%	100%	n/a	n/a	100%	n/a	n/a	100%	n/a
Tolerance Level	90%	90%	90%	90%	90%	90%	90%	90%	90%	90%	90%	90%

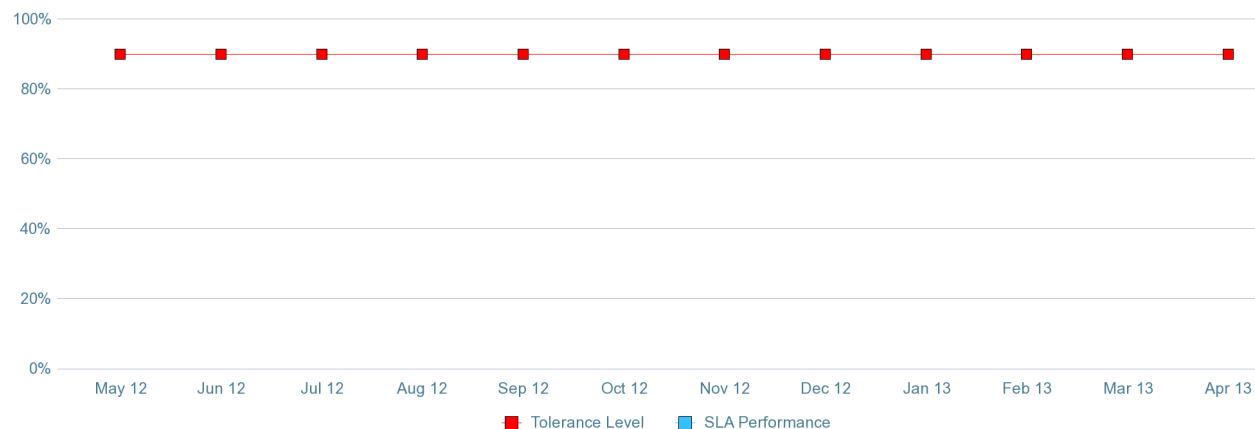


Provisioning Backhaul services

April 2013

This section covers Backhaul provisioning service, including ordering, notifications, and outages.

SL 10 - Planned outage notifications advised at least five working days before outage occurring



Commentary

No Planned Outages this month

	May 12	Jun 12	Jul 12	Aug 12	Sep 12	Oct 12	Nov 12	Dec 12	Jan 13	Feb 13	Mar 13	Apr 13
SLA Performance	n/a	n/a	n/a	n/a	n/a	n/a	n/a	n/a	n/a	n/a	n/a	n/a
Tolerance Level	90%	90%	90%	90%	90%	90%	90%	90%	90%	90%	90%	90%

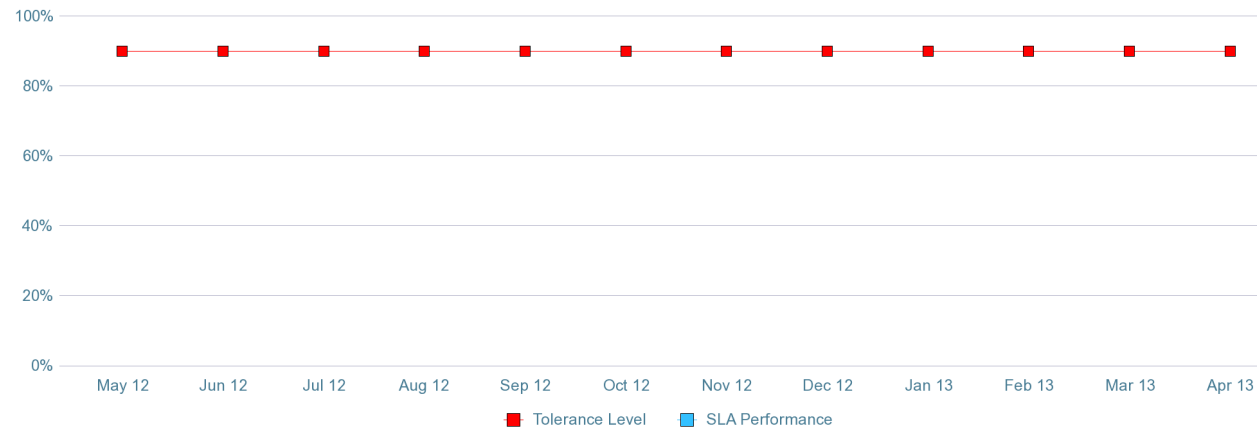


Provisioning Backhaul services

April 2013

This section covers Backhaul provisioning service, including ordering, notifications, and outages.

SL 11 - Unplanned outage notifications advised within two hours of Chorus discovering or receiving outage notice (24x7 basis)



Commentary

No Unplanned Outages this month

	May 12	Jun 12	Jul 12	Aug 12	Sep 12	Oct 12	Nov 12	Dec 12	Jan 13	Feb 13	Mar 13	Apr 13
SLA Performance	n/a	n/a	n/a	n/a	n/a	n/a	n/a	n/a	n/a	n/a	n/a	n/a
Tolerance Level	90%	90%	90%	90%	90%	90%	90%	90%	90%	90%	90%	90%

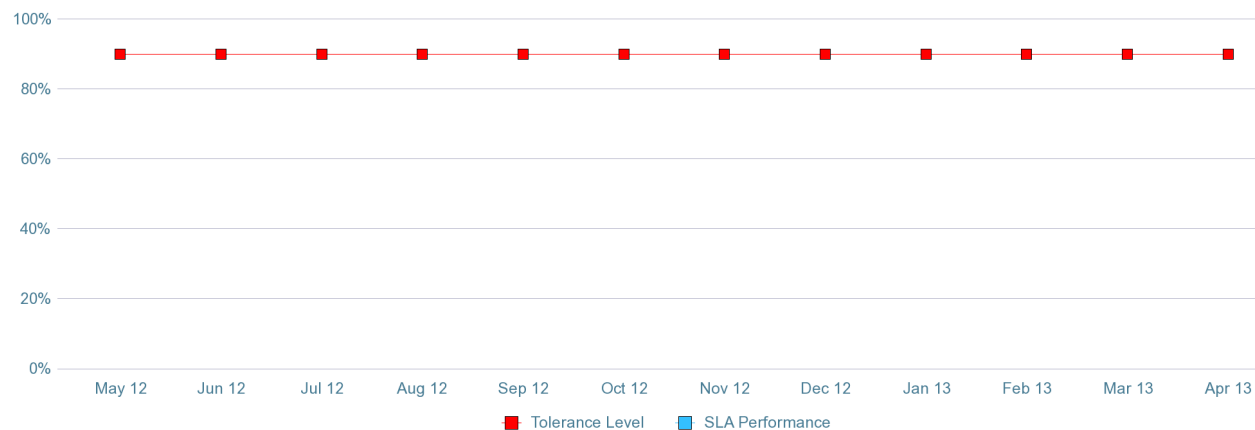


Fault Management

April 2013

This section covers fault receipt acknowledgement, notification, restoration

SL 12 - Fault report receipt acknowledgements provided within half a fault restoration hour of fault report



Commentary

No faults were reported this month

	May 12	Jun 12	Jul 12	Aug 12	Sep 12	Oct 12	Nov 12	Dec 12	Jan 13	Feb 13	Mar 13	Apr 13
SLA Performance	n/a	n/a	n/a	n/a	n/a	n/a	n/a	n/a	n/a	n/a	n/a	n/a
Tolerance Level	90%	90%	90%	90%	90%	90%	90%	90%	90%	90%	90%	90%

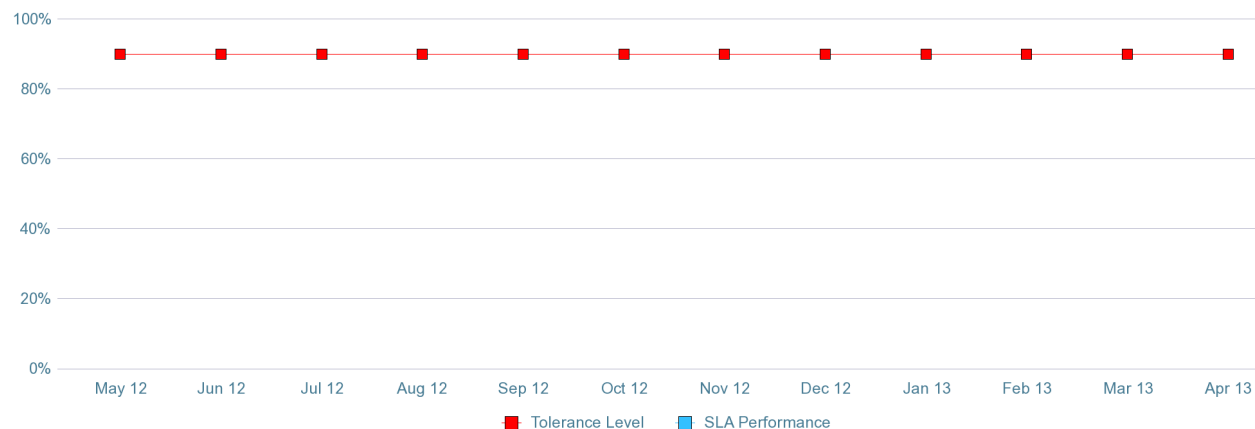


Fault Management

April 2013

This section covers fault receipt acknowledgement, notification, restoration

SL 13 - Expected fault restoration time notifications sent within four fault restoration hours of fault report or eight fault restoration hours where the fault relates to the technical service specifications



Commentary

No faults were reported this month

	May 12	Jun 12	Jul 12	Aug 12	Sep 12	Oct 12	Nov 12	Dec 12	Jan 13	Feb 13	Mar 13	Apr 13
SLA Performance	n/a	n/a	n/a	n/a	n/a	n/a	n/a	n/a	n/a	n/a	n/a	n/a
Tolerance Level	90%	90%	90%	90%	90%	90%	90%	90%	90%	90%	90%	90%

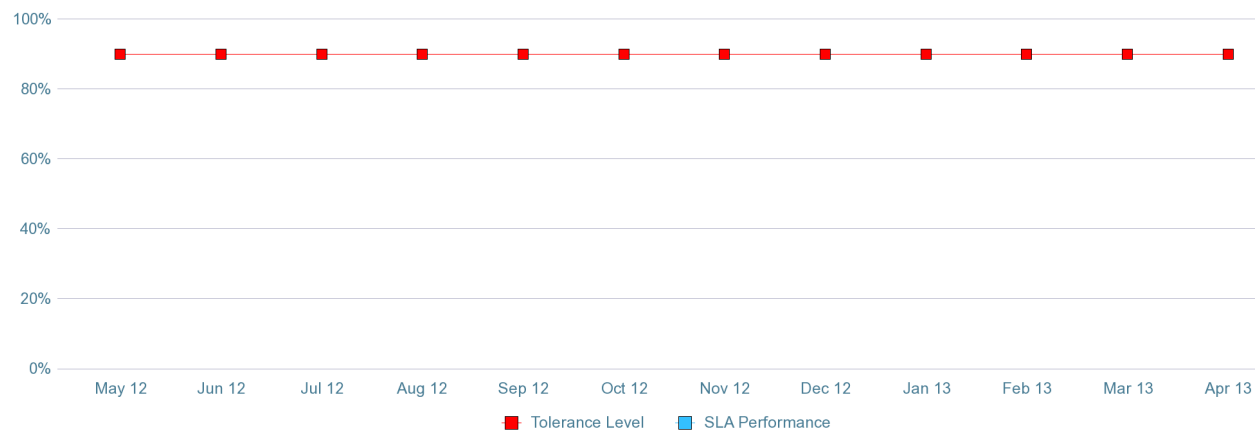


Fault Management

April 2013

This section covers fault receipt acknowledgement, notification, restoration

SL 14 - Faults restored within notified expected restoration time (level A)



Commentary

No faults were reported/restored this month

	May 12	Jun 12	Jul 12	Aug 12	Sep 12	Oct 12	Nov 12	Dec 12	Jan 13	Feb 13	Mar 13	Apr 13
SLA Performance	n/a	n/a	n/a	n/a	n/a	n/a	n/a	n/a	n/a	n/a	n/a	n/a
Tolerance Level	90%	90%	90%	90%	90%	90%	90%	90%	90%	90%	90%	90%

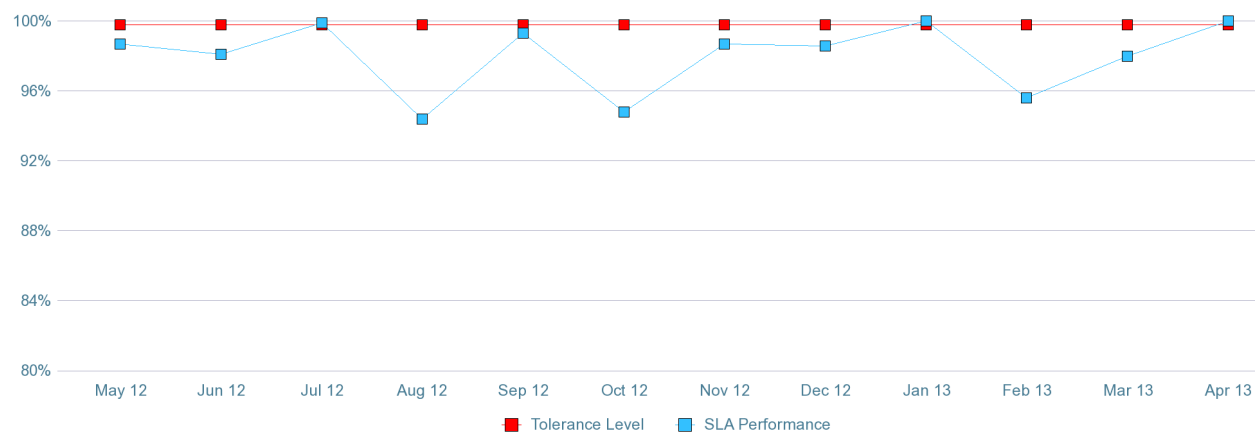


Operational support systems

This section covers operational support systems for access seekers

April 2013

SL 15 - Online Ordering & Tracking availability (24/7)



Commentary

Performance has exceed the required tolerance level

	May 12	Jun 12	Jul 12	Aug 12	Sep 12	Oct 12	Nov 12	Dec 12	Jan 13	Feb 13	Mar 13	Apr 13
SLA Performance	98.7%	98.1%	99.9%	94.4%	99.3%	94.8%	98.7%	98.6%	100.0%	95.6%	98.0%	100.0%
Tolerance Level	99.8%	99.8%	99.8%	99.8%	99.8%	99.8%	99.8%	99.8%	99.8%	99.8%	99.8%	99.8%

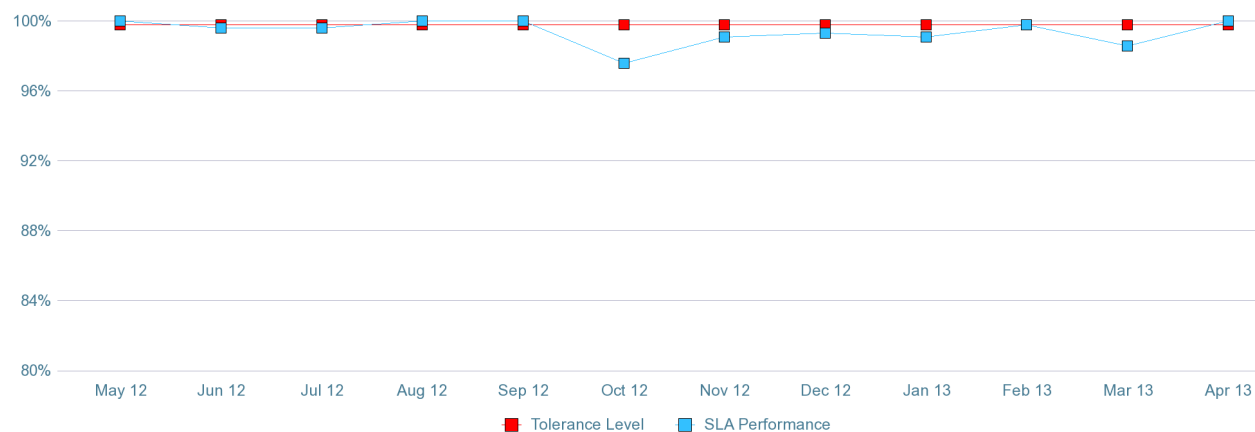


Operational support systems

This section covers operational support systems for access seekers

April 2013

SL 16 - Online Fault Management availability (24/7)



Commentary

Performance has exceed the required tolerance level

	May 12	Jun 12	Jul 12	Aug 12	Sep 12	Oct 12	Nov 12	Dec 12	Jan 13	Feb 13	Mar 13	Apr 13
SLA Performance	100.0%	99.6%	99.6%	100.0%	100.0%	97.6%	99.1%	99.3%	99.1%	99.8%	98.6%	100.0%
Tolerance Level	99.8%	99.8%	99.8%	99.8%	99.8%	99.8%	99.8%	99.8%	99.8%	99.8%	99.8%	99.8%



Full explanation of terms used in this report

April 2013

Note: Chorus has summarised the relevant Service Levels for the purpose of this report. For the full description of each relevant Service Level refer to Appendices 1 and 2 of the UCLL Backhaul Service Level Terms (UCLL Standard Terms Determination Schedule 3) which is available on the Commerce Commission's website at www.comcom.govt.nz

Provision of Backhaul Service

- SL 1 Percentage of Backhaul orders acknowledged within 4 business hours following receipt of the order
- SL 2 Percentage of rejection notifications for invalid Backhaul orders sent to the Access Seeker within 8 business hours following receipt time
- SL 3 Percentage of notification of expected RFS dates sent to the Access Seeker within 7 working days of the Deemed Acceptance Time
- SL 4 Percentage of notification of expected RFS dates sent to the Access Seeker within 3 working days of the Deemed Acceptance Time (Speed Change – no Truck Roll)
- SL 5 Percentage of Backhaul orders that experienced no Faults in work carried out to provision an order within 5 working days following confirmation by Chorus of completion of the order (Level A)
- SL 6 Percentage of Backhaul orders completed by the notified expected RFS date
- SL 7 Percentage of Backhaul Relinquishment orders completed by the notified expected RFS date
- SL 8 Percentage of notification of RFS date changes received within 3 working days following receipt of the requests to change an existing order
- SL 9 Percentage of confirmation of completions sent to the as within 4 business hours after the Backhaul order has been completed
- SL 10 Percentage of Planned Outage notifications advised to the Access Seeker at least 5 working days prior to the Planned Outage taking place
- SL 11 Percentage of Unplanned Outage notifications advised to the Access Seeker within 2 hours on a 24x7 basis of Chorus discovering or receiving notification of the Unplanned Outage

Fault Management for Backhaul Service

- SL 12 Percentage of unplanned outage notifications advised to the access seeker within 2 hours on a 24x7 basis of telecom discovering or receiving notification of the unplanned outage
- SL 13 Percentage of notifications advising the expected fault restoration time sent to the Access Seeker within 4 fault restoration hours of the fault being reported for Non technical Specification Faults & Percentage of notifications advising the expected fault restoration time sent to the Access Seeker within 8 fault restoration hours of the fault being reported for Technical Specification Faults
- SL 14 Percentage Of Faults restored within the notified expected restoration time

Operational Support Systems for Backhaul Service

- SL 15 Percentage of OO&T availability to the Access Seeker
- SL 16 Percentage of OFM availability to the Access Seeker



UCLL & UCLF Backhaul Service Level Default

April 2013

Item No.		Tolerance Level	
----------	--	-----------------	--

Service Attribute	There were no defaults for the month of April 2013
-------------------	--

Cause of default	n/a
Procedure for correcting default	n/a
Steps taken to remedy default	n/a
Effectiveness of steps taken	n/a
Date of previous default	n/a