

# UCLL & UCLF Backhaul Performance Report

---

## Consolidated

July 2015

Unbundled Copper Local Loop (UCLL) and Unbundled Copper Low Frequency Service (UCLF) Backhaul Performance Reports are prepared each month to provide a comprehensive view of our performance over the preceding month. These reports measure our performance against service levels defined in the UCLL Backhaul Standard Term Determinations.

### Executive summary

There were two Service Level Defaults this month: SL 15 (Availability of OO&T), SL 16 (Availability of OFM), Service Level Default Reports for these Service Levels can be found in the appendix of this report.

### Points to note

Orders may have been excluded from Service Level calculations where the default was the direct result of an action that is the Access Seeker's responsibility under the UCLL & UCLF Backhaul Standard Terms Determinations

Defaults that occur at the Access Seeker level but not at the consolidated level are reported to the relevant Access Seeker, in their individual performance report.

### Further Information

If you have queries, please email your Chorus Account Manager.

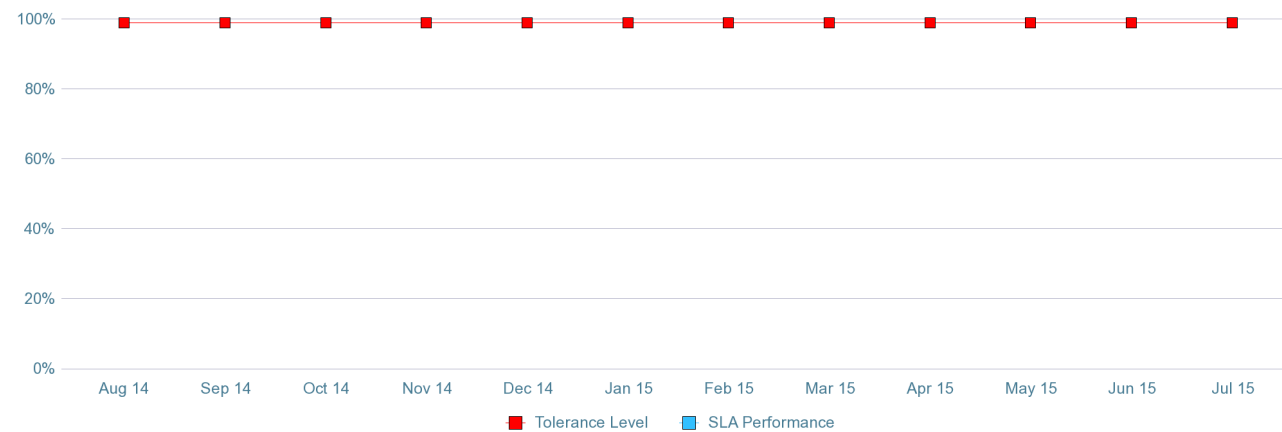


# Provisioning Backhaul services

July 2015

This section covers Backhaul provisioning service, including ordering, notifications, and outages.

## SL 1 - Orders acknowledged within four business hours of order receipt – All Orders



### Commentary

No orders were received this month

	Aug 14	Sep 14	Oct 14	Nov 14	Dec 14	Jan 15	Feb 15	Mar 15	Apr 15	May 15	Jun 15	Jul 15
SLA Performance	n/a	n/a	n/a	n/a	n/a	n/a	n/a	n/a	n/a	n/a	n/a	n/a
Tolerance Level	99%	99%	99%	99%	99%	99%	99%	99%	99%	99%	99%	99%

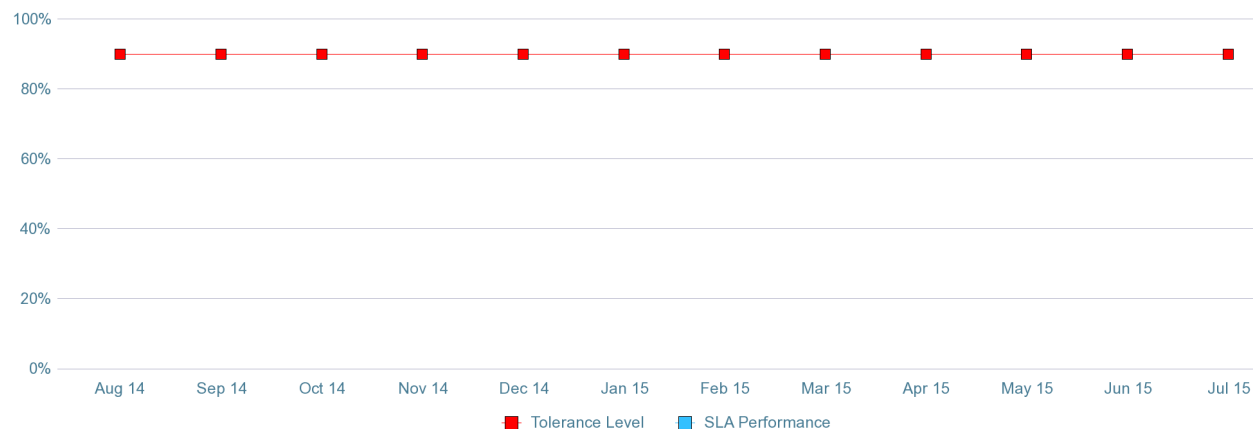


# Provisioning Backhaul services

July 2015

This section covers Backhaul provisioning service, including ordering, notifications, and outages.

## SL 2 - Invalid order rejection notifications sent within eight business hours of receipt – All Orders



### Commentary

No invalid orders received this month

	Aug 14	Sep 14	Oct 14	Nov 14	Dec 14	Jan 15	Feb 15	Mar 15	Apr 15	May 15	Jun 15	Jul 15
SLA Performance	n/a	n/a	n/a	n/a	n/a	n/a	n/a	n/a	n/a	n/a	n/a	n/a
Tolerance Level	90%	90%	90%	90%	90%	90%	90%	90%	90%	90%	90%	90%

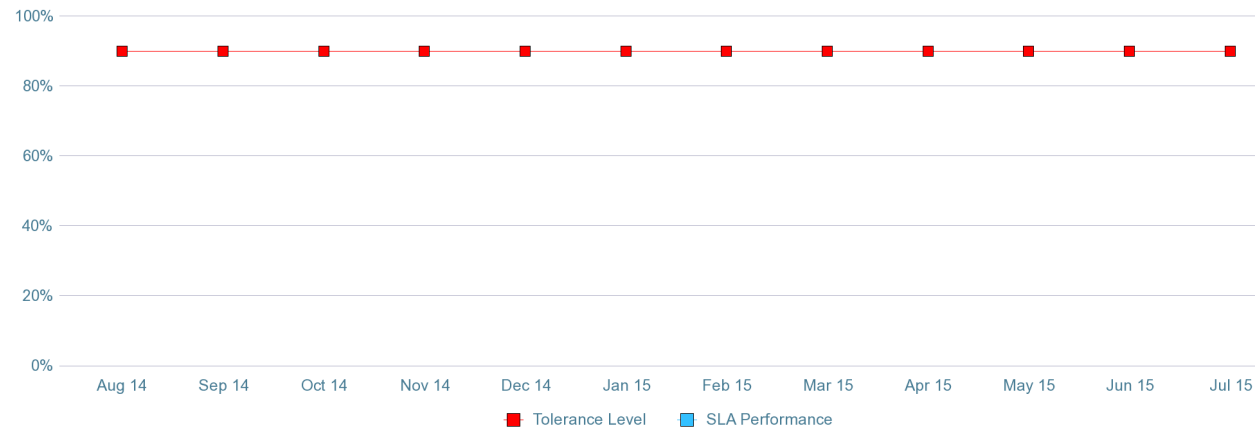


# Provisioning Backhaul services

July 2015

This section covers Backhaul provisioning service, including ordering, notifications, and outages.

## SL 3 - Notification of expected RFS dates sent within seven working days of deemed acceptance time – All Orders, except Speed Change orders not a requiring Truck Roll



### Commentary

No orders were received this month

	Aug 14	Sep 14	Oct 14	Nov 14	Dec 14	Jan 15	Feb 15	Mar 15	Apr 15	May 15	Jun 15	Jul 15
SLA Performance	n/a	n/a	n/a	n/a	n/a	n/a	n/a	n/a	n/a	n/a	n/a	n/a
Tolerance Level	90%	90%	90%	90%	90%	90%	90%	90%	90%	90%	90%	90%

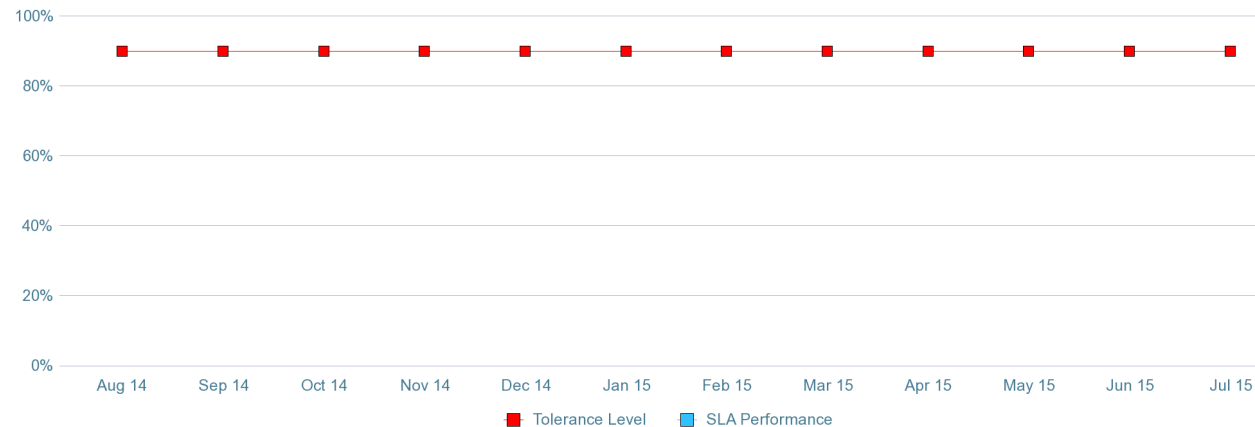


# Provisioning Backhaul services

July 2015

This section covers Backhaul provisioning service, including ordering, notifications, and outages.

## SL 4 - Notification of expected RFS dates sent within three working days of deemed acceptance time – Speed Change (no Truck Roll) Order



### Commentary

No speed change orders were received this month

	Aug 14	Sep 14	Oct 14	Nov 14	Dec 14	Jan 15	Feb 15	Mar 15	Apr 15	May 15	Jun 15	Jul 15
SLA Performance	n/a	n/a	n/a	n/a	n/a	n/a	n/a	n/a	n/a	n/a	n/a	n/a
Tolerance Level	90%	90%	90%	90%	90%	90%	90%	90%	90%	90%	90%	90%

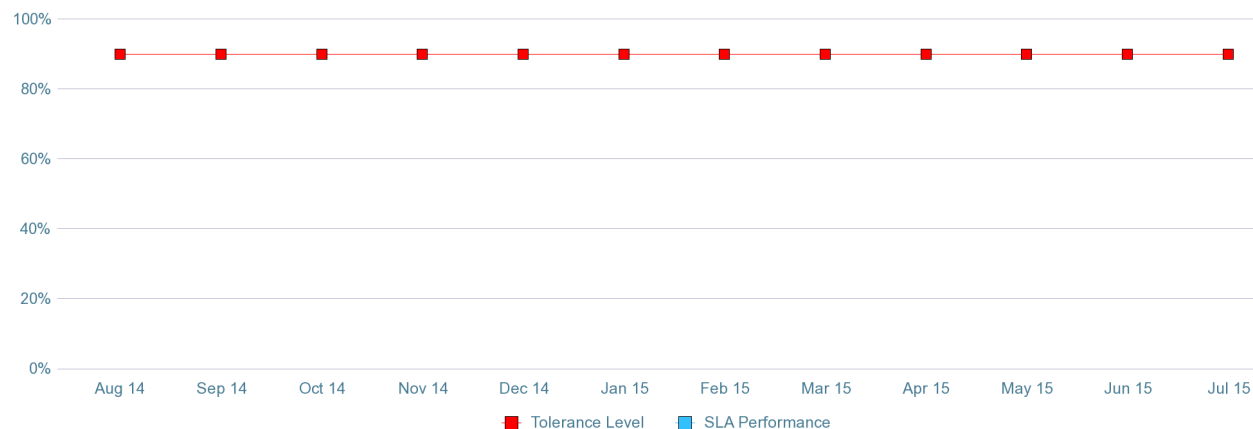


# Provisioning Backhaul services

July 2015

This section covers Backhaul provisioning service, including ordering, notifications, and outages.

## SL 5 - Order is completed right first time (level A) – for each service type



### Commentary

No faults were reported this month

	Aug 14	Sep 14	Oct 14	Nov 14	Dec 14	Jan 15	Feb 15	Mar 15	Apr 15	May 15	Jun 15	Jul 15
New Connection	n/a	n/a	n/a	n/a	n/a	n/a	n/a	n/a	n/a	n/a	n/a	n/a
Network Change	n/a	n/a	n/a	n/a	n/a	n/a	n/a	n/a	n/a	n/a	n/a	n/a
Speed Change	n/a	n/a	n/a	n/a	n/a	n/a	n/a	n/a	n/a	n/a	n/a	n/a
Relinquishment	n/a	n/a	n/a	n/a	n/a	n/a	n/a	n/a	n/a	n/a	n/a	n/a
Handover Fibre	n/a	n/a	n/a	n/a	n/a	n/a	n/a	n/a	n/a	n/a	n/a	n/a
Backhaul Connection	n/a	n/a	n/a	n/a	n/a	n/a	n/a	n/a	n/a	n/a	n/a	n/a
SLA Performance	n/a	n/a	n/a	n/a	n/a	n/a	n/a	n/a	n/a	n/a	n/a	n/a
Tolerance Level	90%	90%	90%	90%	90%	90%	90%	90%	90%	90%	90%	90%

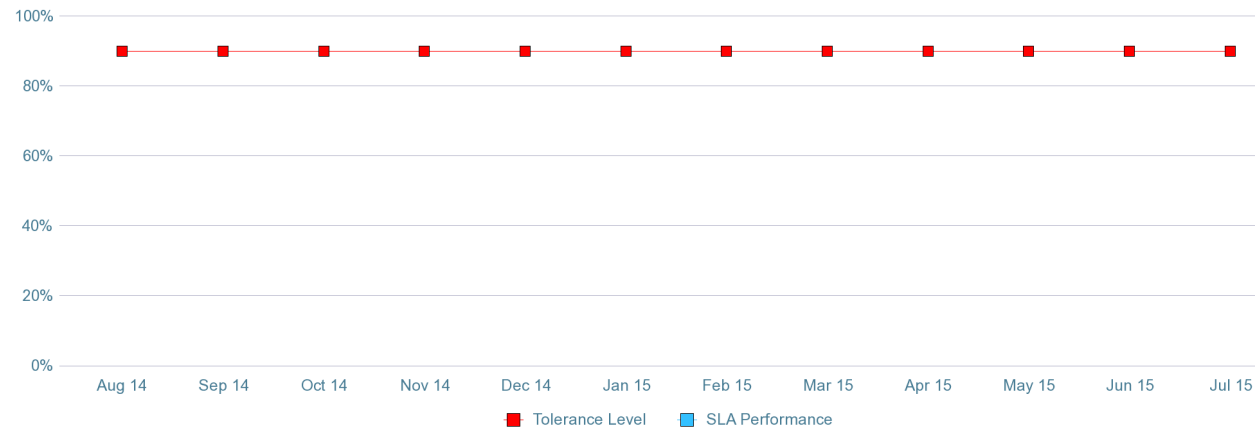


# Provisioning Backhaul services

July 2015

This section covers Backhaul provisioning service, including ordering, notifications, and outages.

SL 6 - Order is completed by the notified expected RFS date (level A) - for each service type, excluding Relinquishment Orders



## Commentary

No orders were completed this month

	Aug 14	Sep 14	Oct 14	Nov 14	Dec 14	Jan 15	Feb 15	Mar 15	Apr 15	May 15	Jun 15	Jul 15
New Connection	n/a	n/a	n/a	n/a	n/a	n/a	n/a	n/a	n/a	n/a	n/a	n/a
Network Change	n/a	n/a	n/a	n/a	n/a	n/a	n/a	n/a	n/a	n/a	n/a	n/a
Speed Change	n/a	n/a	n/a	n/a	n/a	n/a	n/a	n/a	n/a	n/a	n/a	n/a
Relinquishment	n/a	n/a	n/a	n/a	n/a	n/a	n/a	n/a	n/a	n/a	n/a	n/a
Handover Fibre	n/a	n/a	n/a	n/a	n/a	n/a	n/a	n/a	n/a	n/a	n/a	n/a
Backhaul Connection	n/a	n/a	n/a	n/a	n/a	n/a	n/a	n/a	n/a	n/a	n/a	n/a
SLA Performance	n/a	n/a	n/a	n/a	n/a	n/a	n/a	n/a	n/a	n/a	n/a	n/a
Tolerance Level	90%	90%	90%	90%	90%	90%	90%	90%	90%	90%	90%	90%

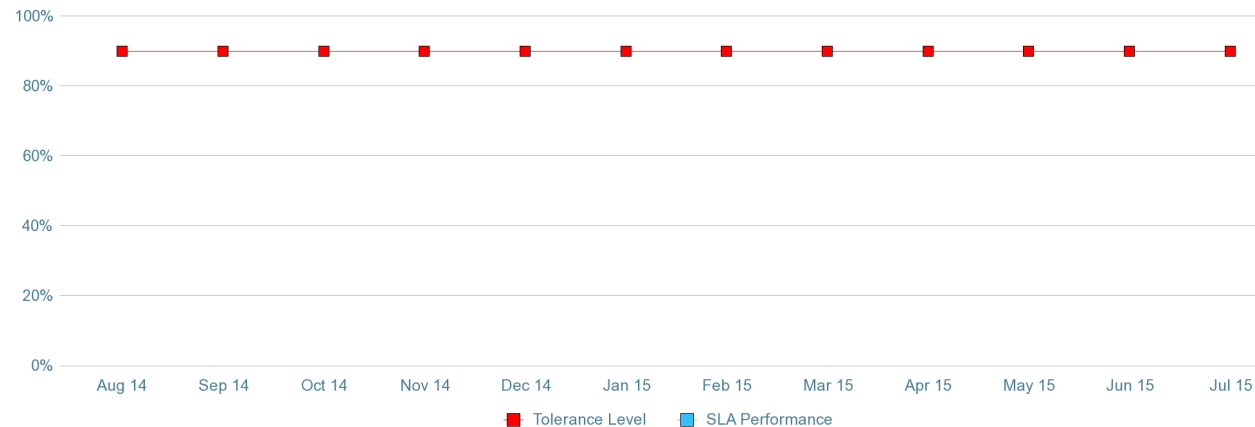


# Provisioning Backhaul services

July 2015

This section covers Backhaul provisioning service, including ordering, notifications, and outages.

## SL 7 - Order is completed by the notified expected RFS date – Relinquishment Orders



### Commentary

No relinquishment orders were completed this month

	Aug 14	Sep 14	Oct 14	Nov 14	Dec 14	Jan 15	Feb 15	Mar 15	Apr 15	May 15	Jun 15	Jul 15
SLA Performance	n/a	n/a	n/a	n/a	n/a	n/a	n/a	n/a	n/a	n/a	n/a	n/a
Tolerance Level	90%	90%	90%	90%	90%	90%	90%	90%	90%	90%	90%	90%



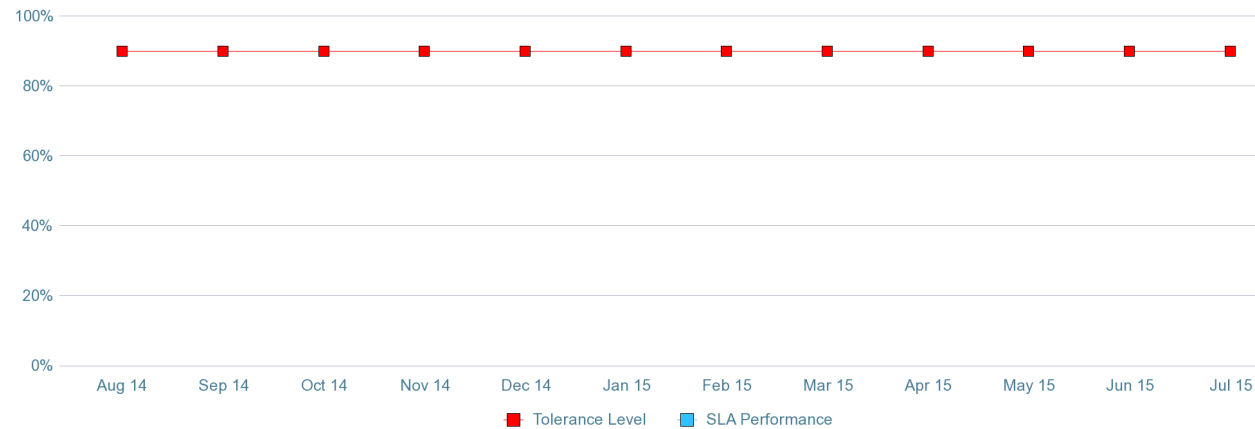


# Provisioning Backhaul services

July 2015

This section covers Backhaul provisioning service, including ordering, notifications, and outages.

## SL 8 - Notification of RFS date changes provided within three working days of change request receipt – All Orders



### Commentary

No change requests were received this month

	Aug 14	Sep 14	Oct 14	Nov 14	Dec 14	Jan 15	Feb 15	Mar 15	Apr 15	May 15	Jun 15	Jul 15
SLA Performance	n/a	n/a	n/a	n/a	n/a	n/a	n/a	n/a	n/a	n/a	n/a	n/a
Tolerance Level	90%	90%	90%	90%	90%	90%	90%	90%	90%	90%	90%	90%

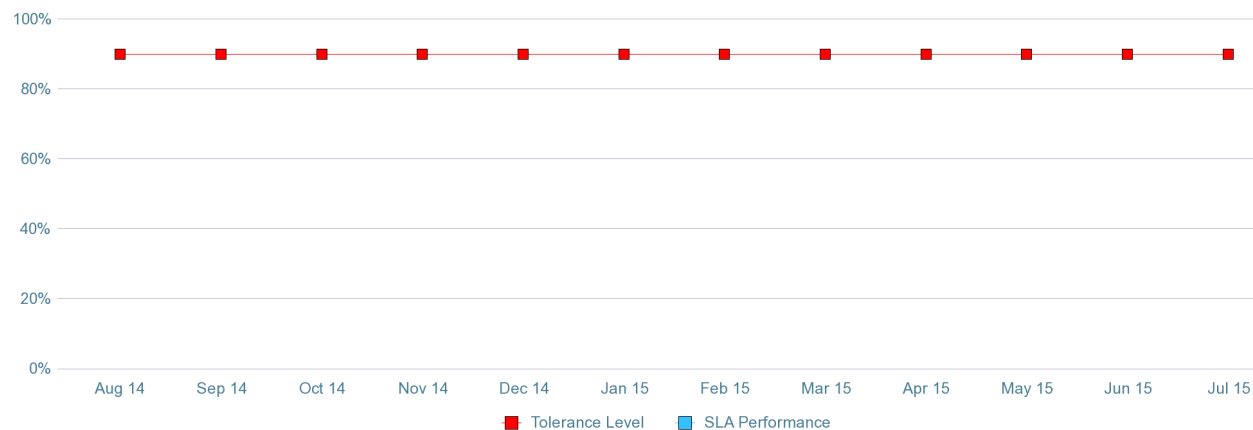


# Provisioning Backhaul services

July 2015

This section covers Backhaul provisioning service, including ordering, notifications, and outages.

## SL 9 - Completion confirmation sent within four business hours after order completion – All Orders



### Commentary

No orders were completed this month

	Aug 14	Sep 14	Oct 14	Nov 14	Dec 14	Jan 15	Feb 15	Mar 15	Apr 15	May 15	Jun 15	Jul 15
SLA Performance	n/a	n/a	n/a	n/a	n/a	n/a	n/a	n/a	n/a	n/a	n/a	n/a
Tolerance Level	90%	90%	90%	90%	90%	90%	90%	90%	90%	90%	90%	90%

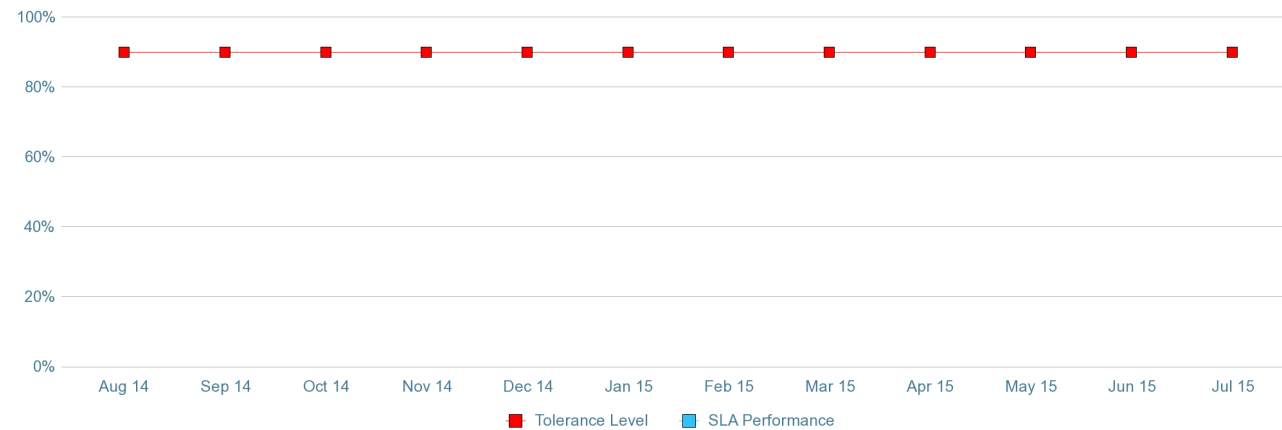


# Provisioning Backhaul services

July 2015

This section covers Backhaul provisioning service, including ordering, notifications, and outages.

## SL 10 - Planned outage notifications advised at least five working days before outage occurring



**Commentary**  
No Planned Outages this month

	Aug 14	Sep 14	Oct 14	Nov 14	Dec 14	Jan 15	Feb 15	Mar 15	Apr 15	May 15	Jun 15	Jul 15
SLA Performance	n/a	n/a	n/a	n/a	n/a	n/a	n/a	n/a	n/a	n/a	n/a	n/a
Tolerance Level	90%	90%	90%	90%	90%	90%	90%	90%	90%	90%	90%	90%

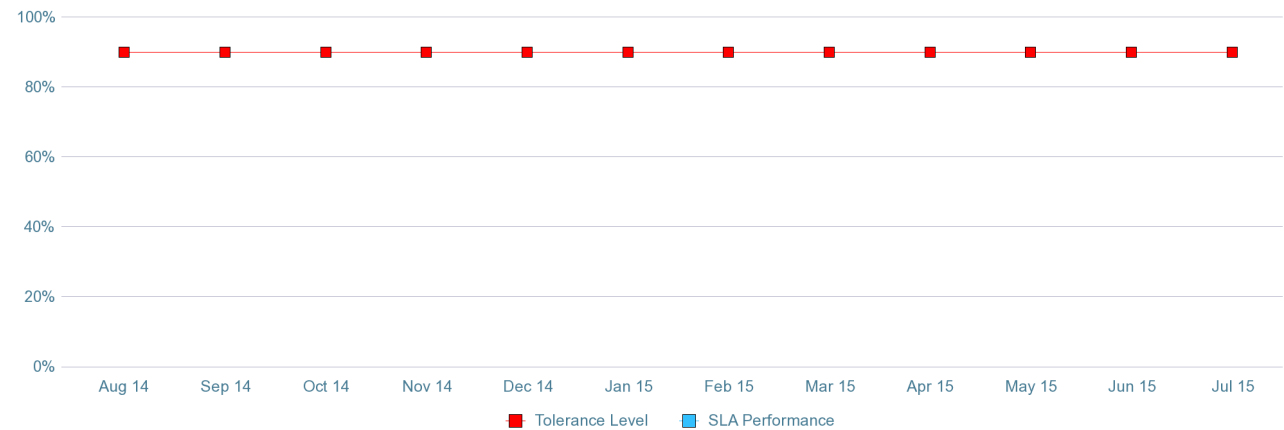


# Provisioning Backhaul services

July 2015

This section covers Backhaul provisioning service, including ordering, notifications, and outages.

## SL 11 - Unplanned outage notifications advised within two hours of Chorus discovering or receiving outage notice (24x7 basis)



**Commentary**  
No Unplanned Outages this month

	Aug 14	Sep 14	Oct 14	Nov 14	Dec 14	Jan 15	Feb 15	Mar 15	Apr 15	May 15	Jun 15	Jul 15
SLA Performance	n/a	n/a	n/a	n/a	n/a	n/a	n/a	n/a	n/a	n/a	n/a	n/a
Tolerance Level	90%	90%	90%	90%	90%	90%	90%	90%	90%	90%	90%	90%

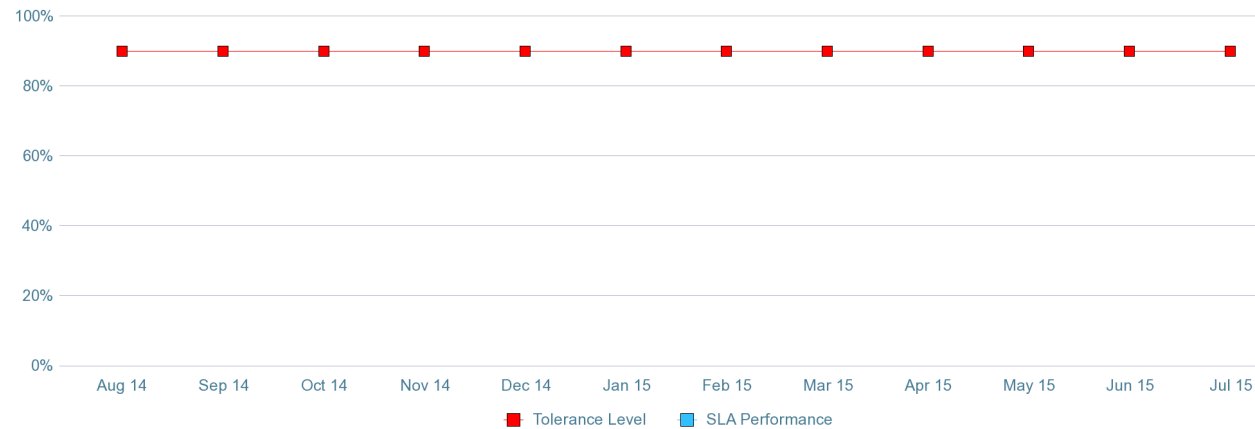


# Fault Management

July 2015

This section covers fault receipt acknowledgement, notification, restoration

## SL 12 - Fault report receipt acknowledgements provided within half a fault restoration hour of fault report



### Commentary

No faults were reported this month

	Aug 14	Sep 14	Oct 14	Nov 14	Dec 14	Jan 15	Feb 15	Mar 15	Apr 15	May 15	Jun 15	Jul 15
SLA Performance	n/a	n/a	n/a	n/a	n/a	n/a	n/a	n/a	n/a	n/a	n/a	n/a
Tolerance Level	90%	90%	90%	90%	90%	90%	90%	90%	90%	90%	90%	90%

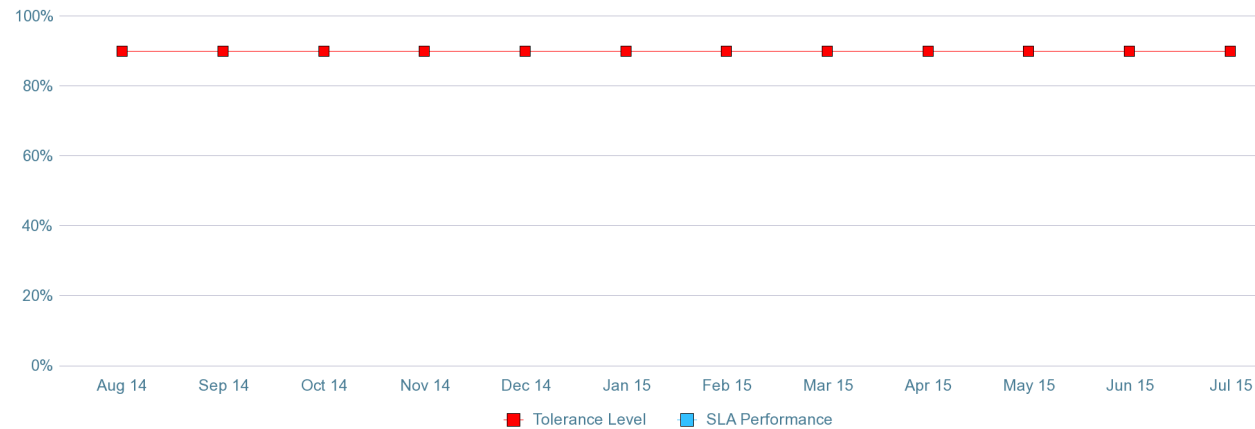


# Fault Management

July 2015

This section covers fault receipt acknowledgement, notification, restoration

**SL 13 - Expected fault restoration time notifications sent within four fault restoration hours of fault report or eight fault restoration hours where the fault relates to the technical service specifications**



## Commentary

No faults were reported this month

	Aug 14	Sep 14	Oct 14	Nov 14	Dec 14	Jan 15	Feb 15	Mar 15	Apr 15	May 15	Jun 15	Jul 15
SLA Performance	n/a	n/a	n/a	n/a	n/a	n/a	n/a	n/a	n/a	n/a	n/a	n/a
Tolerance Level	90%	90%	90%	90%	90%	90%	90%	90%	90%	90%	90%	90%

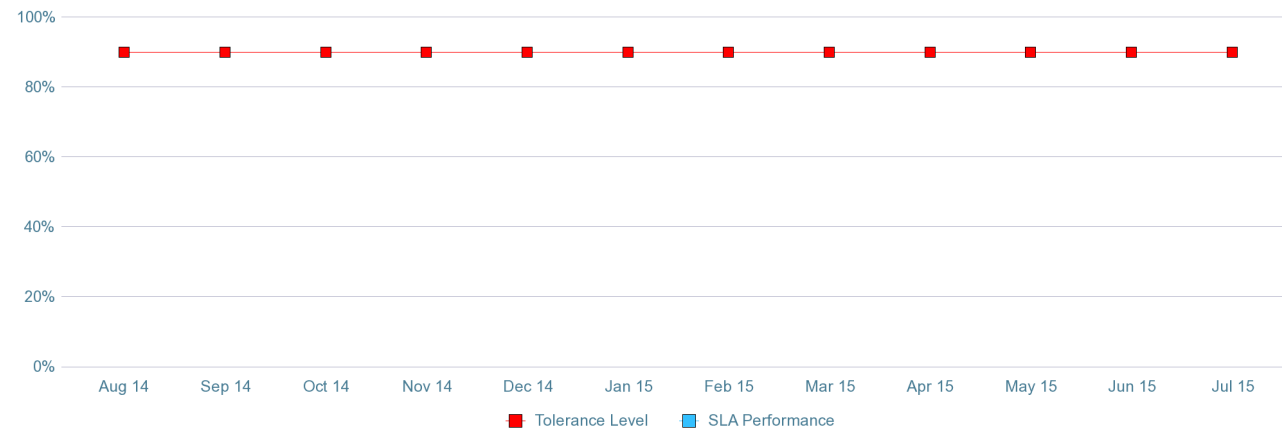


# Fault Management

July 2015

This section covers fault receipt acknowledgement, notification, restoration

## SL 14 - Faults restored within notified expected restoration time (level A)



### Commentary

No faults were reported/restored this month

	Aug 14	Sep 14	Oct 14	Nov 14	Dec 14	Jan 15	Feb 15	Mar 15	Apr 15	May 15	Jun 15	Jul 15
SLA Performance	n/a	n/a	n/a	n/a	n/a	n/a	n/a	n/a	n/a	n/a	n/a	n/a
Tolerance Level	90%	90%	90%	90%	90%	90%	90%	90%	90%	90%	90%	90%

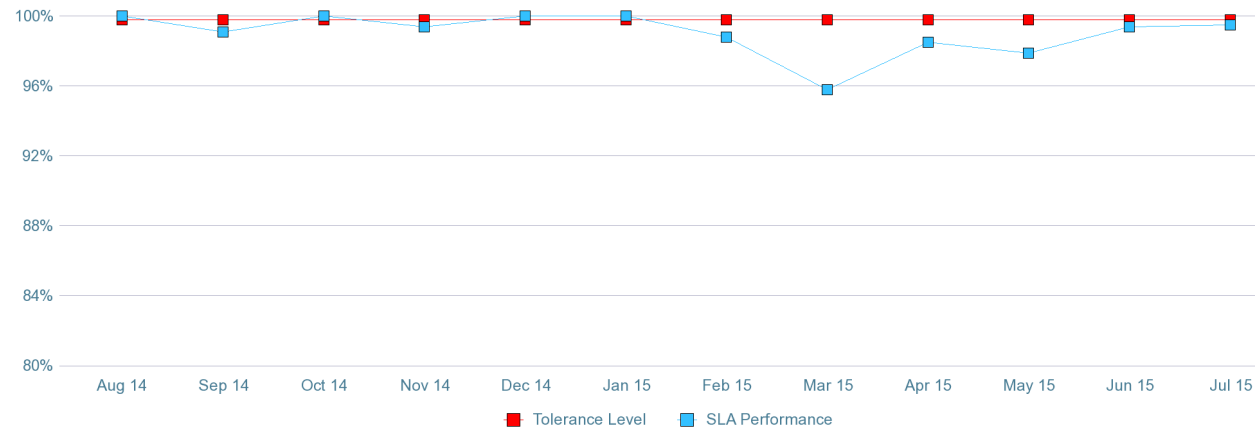


# Operational support systems

This section covers operational support systems for access seekers

July 2015

## SL 15 - Online Ordering & Tracking availability (24/7)



### Commentary

Performance has not met the required tolerance level. See the SL15 Service Default Report for more information

	Aug 14	Sep 14	Oct 14	Nov 14	Dec 14	Jan 15	Feb 15	Mar 15	Apr 15	May 15	Jun 15	Jul 15
SLA Performance	100.0%	99.1%	100.0%	99.4%	100.0%	100.0%	98.8%	95.8%	98.5%	97.9%	99.4%	99.5%
Tolerance Level	99.8%	99.8%	99.8%	99.8%	99.8%	99.8%	99.8%	99.8%	99.8%	99.8%	99.8%	99.8%



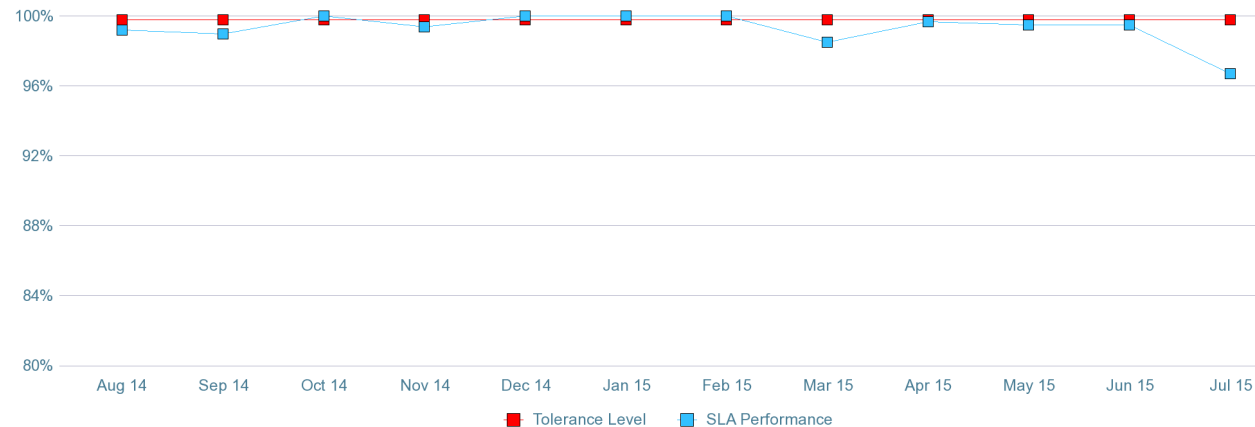


# Operational support systems

This section covers operational support systems for access seekers

July 2015

## SL 16 - Online Fault Management availability (24/7)



### Commentary

Performance has not met the required tolerance level. See the SL16 Service Default Report for more information

	Aug 14	Sep 14	Oct 14	Nov 14	Dec 14	Jan 15	Feb 15	Mar 15	Apr 15	May 15	Jun 15	Jul 15
SLA Performance	99.2%	99.0%	100.0%	99.4%	100.0%	100.0%	100.0%	98.5%	99.7%	99.5%	99.5%	96.7%
Tolerance Level	99.8%	99.8%	99.8%	99.8%	99.8%	99.8%	99.8%	99.8%	99.8%	99.8%	99.8%	99.8%



# UCLL & UCLF Backhaul Service Level Default

July 2015

Item No.	15	Tolerance Level	99.8%
----------	----	-----------------	-------

Service Attribute	System Availability of OOT
-------------------	----------------------------

Cause of default	There were four incidents which resulted in delays in processing orders as there were network issues , application restart resulted in server outage and some system bugs.
Procedure for correcting default	Full System Availability and functionality was restored following each outage.
Steps taken to remedy default	Network settings were changed and various systems were restarted.
Effectiveness of steps taken	Partially Effective
Date of previous default	February 2015, March 2015, April 2015, May 2015, June 2015

# UCLL & UCLF Backhaul Service Level Default

July 2015

Item No.	16	Tolerance Level	99.8%
----------	----	-----------------	-------

Service Attribute	System Availability of OFM
-------------------	----------------------------

Cause of default	There were six incidents which resulted in delays in processing as the network settings were pointing at dicommissioned servers and there were bugs during the upgrade/change in the system.
Procedure for correcting default	Assure System Availability and functionality was restored
Steps taken to remedy default	1) Network settings were changed and 2) Changes were rolled back as they were before the upgrade
Effectiveness of steps taken	Effective
Date of previous default	March 2015, April 2015, May 2015, June 2015

# Full explanation of terms used in this report

July 2015

**Note:** Chorus has summarised the relevant Service Levels for the purpose of this report. For the full description of each relevant Service Level refer to Appendices 1 and 2 of the UCLL Backhaul Service Level Terms (UCLL Standard Terms Determination Schedule 3) which is available on the Commerce Commission's website at [www.comcom.govt.nz](http://www.comcom.govt.nz)

## Provision of Backhaul Service

- SL 1 Percentage of Backhaul orders acknowledged within 4 business hours following receipt of the order
- SL 2 Percentage of rejection notifications for invalid Backhaul orders sent to the Access Seeker within 8 business hours following receipt time
- SL 3 Percentage of notification of expected RFS dates sent to the Access Seeker within 7 working days of the Deemed Acceptance Time
- SL 4 Percentage of notification of expected RFS dates sent to the Access Seeker within 3 working days of the Deemed Acceptance Time (Speed Change – no Truck Roll)
- SL 5 Percentage of Backhaul orders that experienced no Faults in work carried out to provision an order within 5 working days following confirmation by Chorus of completion of the order (Level A)
- SL 6 Percentage of Backhaul orders completed by the notified expected RFS date
- SL 7 Percentage of Backhaul Relinquishment orders completed by the notified expected RFS date
- SL 8 Percentage of notification of RFS date changes received within 3 working days following receipt of the requests to change an existing order
- SL 9 Percentage of confirmation of completions sent to the as within 4 business hours after the Backhaul order has been completed
- SL 10 Percentage of Planned Outage notifications advised to the Access Seeker at least 5 working days prior to the Planned Outage taking place
- SL 11 Percentage of Unplanned Outage notifications advised to the Access Seeker within 2 hours on a 24x7 basis of Chorus discovering or receiving notification of the Unplanned Outage

## Fault Management for Backhaul Service

- SL 12 Percentage of unplanned outage notifications advised to the access seeker within 2 hours on a 24x7 basis of telecom discovering or receiving notification of the unplanned outage
- SL 13 Percentage of notifications advising the expected fault restoration time sent to the Access Seeker within 4 fault restoration hours of the fault being reported for Non technical Specification Faults & Percentage of notifications advising the expected fault restoration time sent to the Access Seeker within 8 fault restoration hours of the fault being reported for Technical Specification Faults
- SL 14 Percentage Of Faults restored within the notified expected restoration time

## Operational Support Systems for Backhaul Service

- SL 15 Percentage of OO&T availability to the Access Seeker
- SL 16 Percentage of OFM availability to the Access Seeker

