

UCLL & UCLF Co-location Performance Report

Consolidated

May 2016

Unbundled Copper Local Loop (UCLL) and Unbundled Copper Low Frequency (UCLF) Co-location Performance Reports are prepared each month to provide a comprehensive view of our performance over the preceding month. These reports measure our performance against service levels defined in the UCLL Co-location Standard Term Determinations.

Executive summary

There was one Service Level Default this month: SL 16 (Availability of OFM), a Service Level Default Report for this Service Level can be found in the appendix of this report

Points to note

Defaults that occur at the Access Seeker level but not at the consolidated level are reported to the relevant Access Seeker, in their individual performance report.

Further Information

If you have queries, please email your Chorus Account Manager.

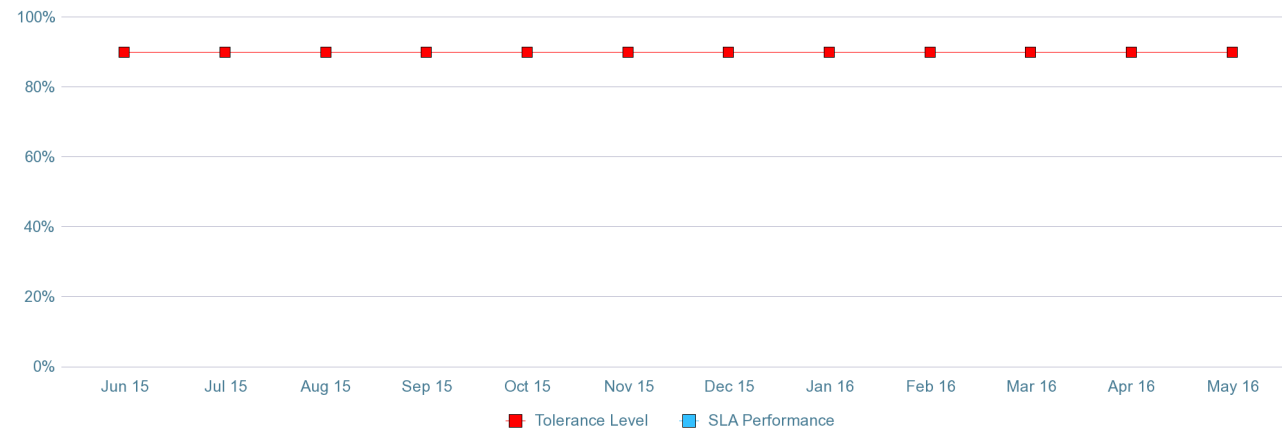


Site and footprint readiness

May 2016

This section covers initial and full co-location audits completed within SL following order receipt.

SL 1 - Initial site audits completed within five working days of order



Commentary

No site audits completed this month

| | Jun 15 | Jul 15 | Aug 15 | Sep 15 | Oct 15 | Nov 15 | Dec 15 | Jan 16 | Feb 16 | Mar 16 | Apr 16 | May 16 |
|-----------------|--------|--------|--------|--------|--------|--------|--------|--------|--------|--------|--------|--------|
| SLA Performance | n/a | n/a | n/a | n/a | n/a | n/a | n/a | n/a | n/a | n/a | n/a | n/a |
| Tolerance Level | 90% | 90% | 90% | 90% | 90% | 90% | 90% | 90% | 90% | 90% | 90% | 90% |

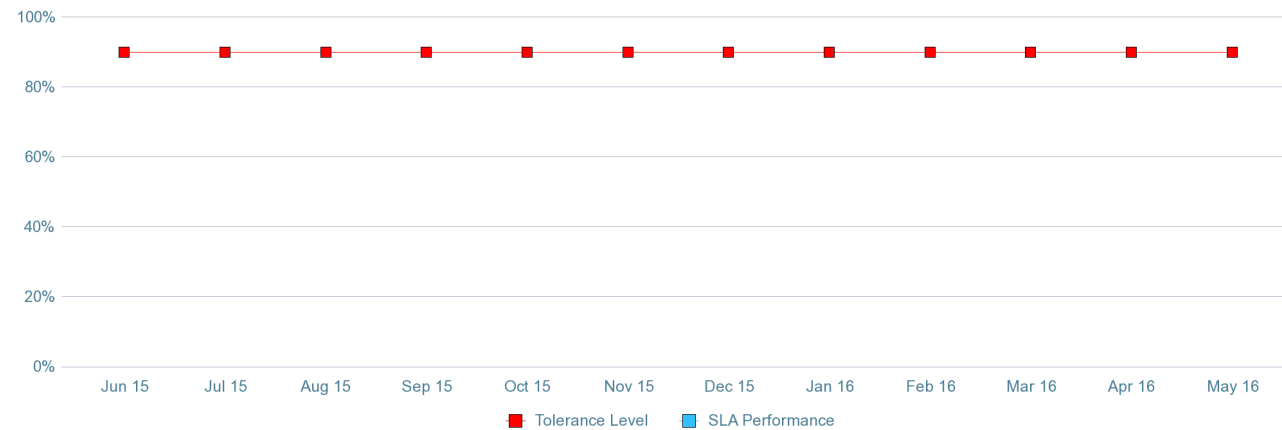


Site and footprint readiness

May 2016

This section covers initial and full co-location audits completed within SL following order receipt.

SL 2 - Full site audits completed within ten working days of order (level A)



Commentary

No site audits completed this month

| | Jun 15 | Jul 15 | Aug 15 | Sep 15 | Oct 15 | Nov 15 | Dec 15 | Jan 16 | Feb 16 | Mar 16 | Apr 16 | May 16 |
|-----------------|--------|--------|--------|--------|--------|--------|--------|--------|--------|--------|--------|--------|
| SLA Performance | n/a | n/a | n/a | n/a | n/a | n/a | n/a | n/a | n/a | n/a | n/a | n/a |
| Tolerance Level | 90% | 90% | 90% | 90% | 90% | 90% | 90% | 90% | 90% | 90% | 90% | 90% |

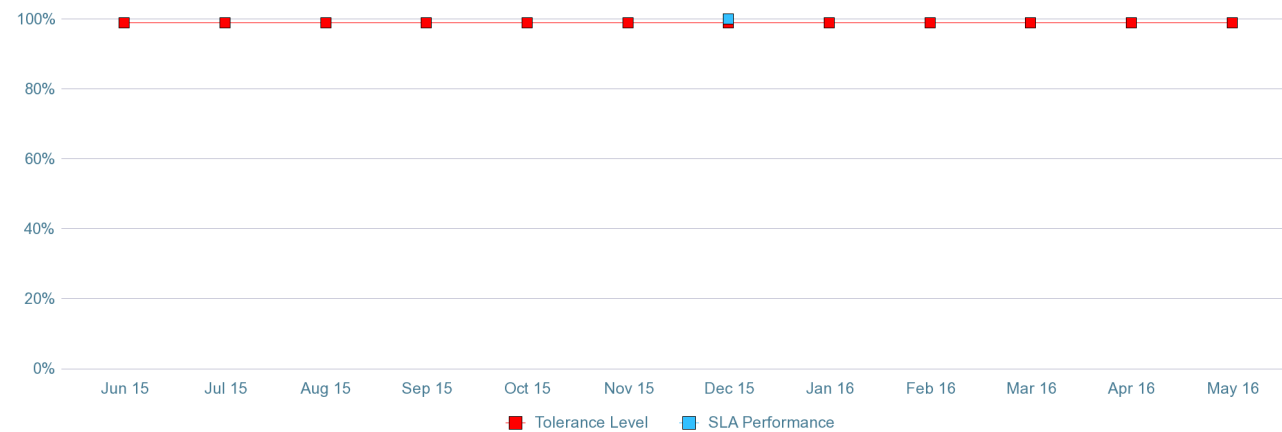


Provisioning Co-location services

May 2016

This section covers provisioning service, including order receipts and acknowledgement, quotes, build completion, and outages

SL 3 - Orders acknowledged within 4 consecutive business hours following receipt



Commentary

No orders were received this month

| | Jun 15 | Jul 15 | Aug 15 | Sep 15 | Oct 15 | Nov 15 | Dec 15 | Jan 16 | Feb 16 | Mar 16 | Apr 16 | May 16 |
|-----------------|--------|--------|--------|--------|--------|--------|--------|--------|--------|--------|--------|--------|
| SLA Performance | n/a | n/a | n/a | n/a | n/a | n/a | 100% | n/a | n/a | n/a | n/a | n/a |
| Tolerance Level | 99% | 99% | 99% | 99% | 99% | 99% | 99% | 99% | 99% | 99% | 99% | 99% |

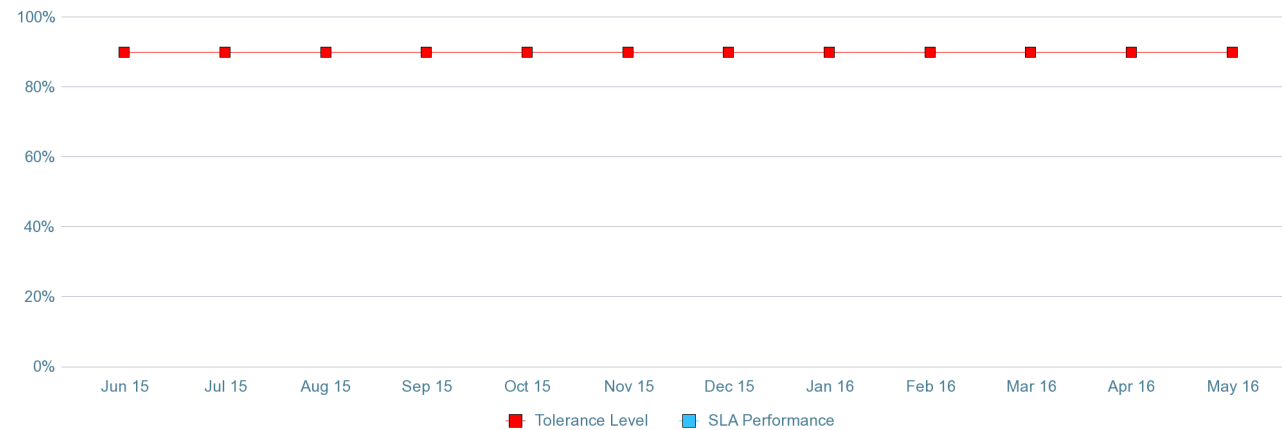


Provisioning Co-location services

May 2016

This section covers provisioning service, including order receipts and acknowledgement, quotes, build completion, and outages

SL 4 - Invalid order rejection notifications sent within 3 consecutive working days following receipt



Commentary

No invalid orders were received this month

| | Jun 15 | Jul 15 | Aug 15 | Sep 15 | Oct 15 | Nov 15 | Dec 15 | Jan 16 | Feb 16 | Mar 16 | Apr 16 | May 16 |
|-----------------|--------|--------|--------|--------|--------|--------|--------|--------|--------|--------|--------|--------|
| SLA Performance | n/a | n/a | n/a | n/a | n/a | n/a | n/a | n/a | n/a | n/a | n/a | n/a |
| Tolerance Level | 90% | 90% | 90% | 90% | 90% | 90% | 90% | 90% | 90% | 90% | 90% | 90% |

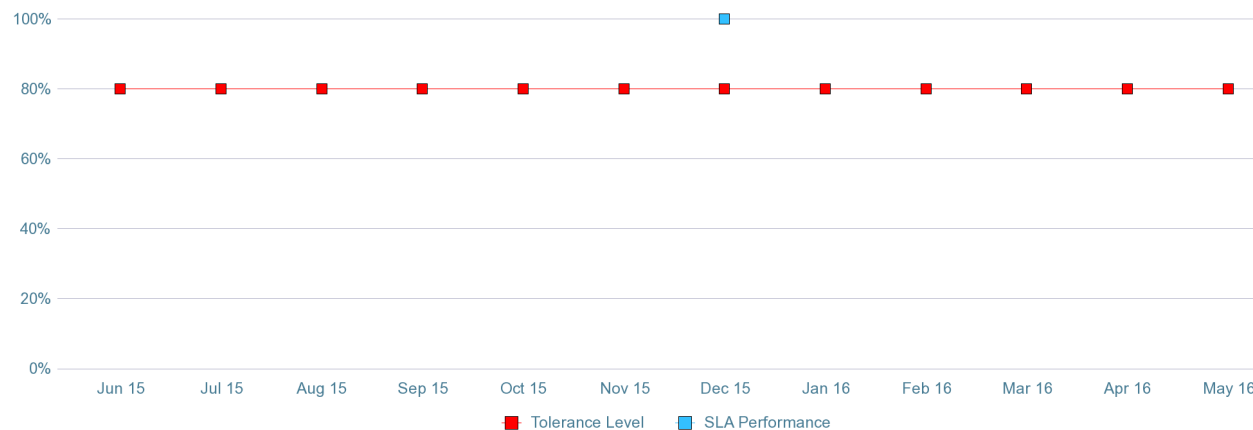


Provisioning Co-location services

May 2016

This section covers provisioning service, including order receipts and acknowledgement, quotes, build completion, and outages

SL 5 - Quotes provided within 10 working days of order receipt



Commentary

No quote required this month

| | Jun 15 | Jul 15 | Aug 15 | Sep 15 | Oct 15 | Nov 15 | Dec 15 | Jan 16 | Feb 16 | Mar 16 | Apr 16 | May 16 |
|-----------------|--------|--------|--------|--------|--------|--------|--------|--------|--------|--------|--------|--------|
| SLA Performance | n/a | n/a | n/a | n/a | n/a | n/a | 100% | n/a | n/a | n/a | n/a | n/a |
| Tolerance Level | 80% | 80% | 80% | 80% | 80% | 80% | 80% | 80% | 80% | 80% | 80% | 80% |

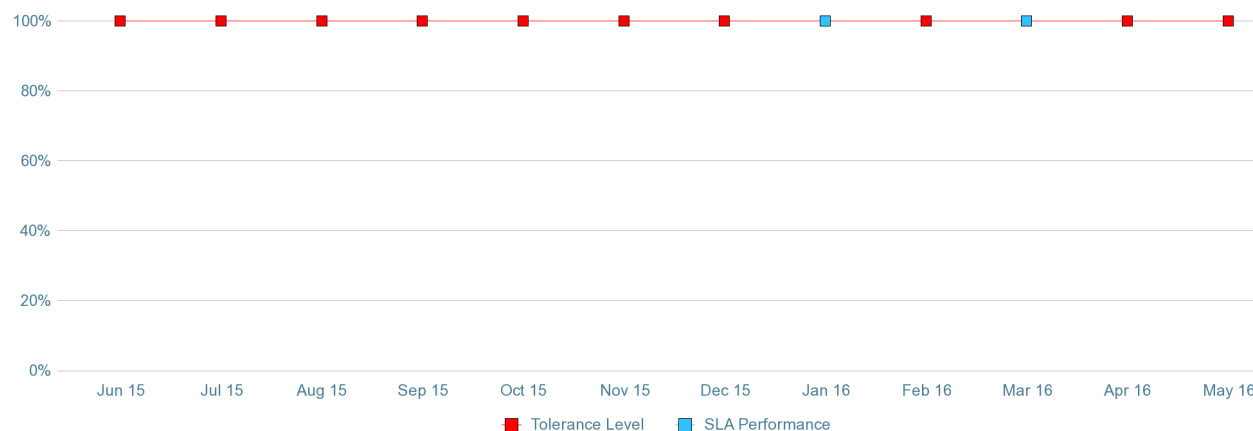


Provisioning Co-location services

May 2016

This section covers provisioning service, including order receipts and acknowledgement, quotes, build completion, and outages

SL 6 - Builds competed by time specified in firm order (level A)



Commentary

No builds completed this month

| | Jun 15 | Jul 15 | Aug 15 | Sep 15 | Oct 15 | Nov 15 | Dec 15 | Jan 16 | Feb 16 | Mar 16 | Apr 16 | May 16 |
|-----------------|--------|--------|--------|--------|--------|--------|--------|--------|--------|--------|--------|--------|
| SLA Performance | n/a | n/a | n/a | n/a | n/a | n/a | n/a | 100% | n/a | 100% | n/a | n/a |
| Tolerance Level | 100% | 100% | 100% | 100% | 100% | 100% | 100% | 100% | 100% | 100% | 100% | 100% |

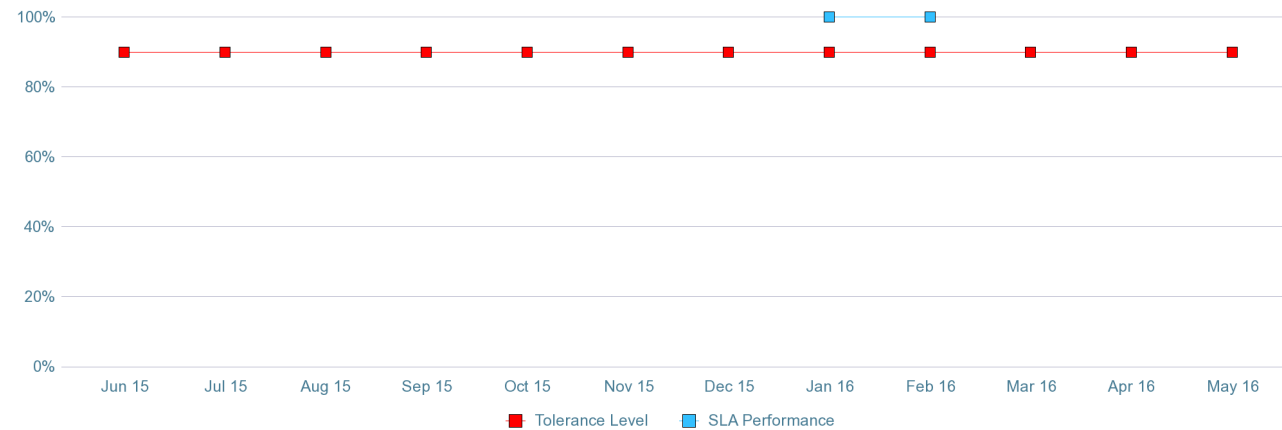


Provisioning Co-location services

May 2016

This section covers provisioning service, including order receipts and acknowledgement, quotes, build completion, and outages

SL 7 - Build completion confirmations sent within 2 consecutive working days of Chorus build completion



Commentary
No builds completed this month

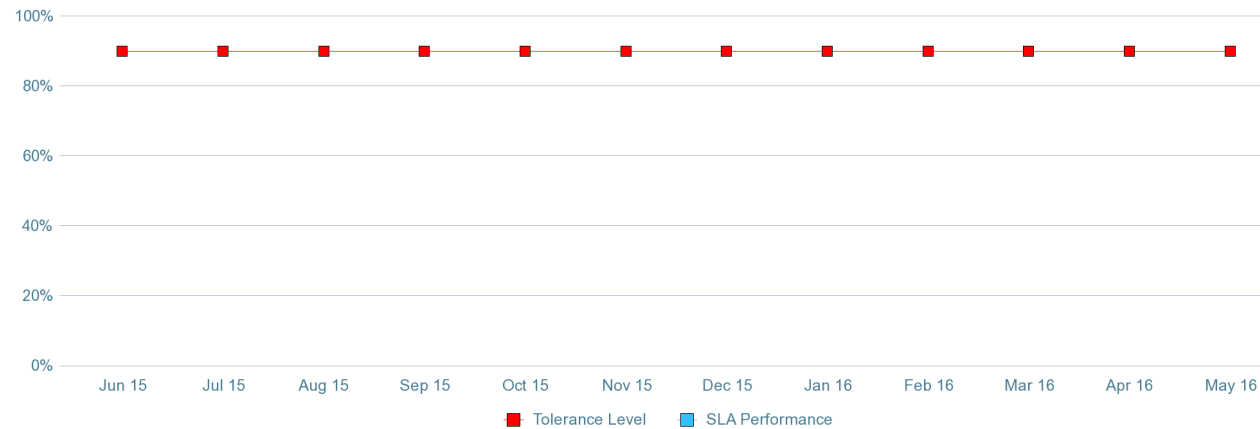
| | Jun 15 | Jul 15 | Aug 15 | Sep 15 | Oct 15 | Nov 15 | Dec 15 | Jan 16 | Feb 16 | Mar 16 | Apr 16 | May 16 |
|-----------------|--------|--------|--------|--------|--------|--------|--------|--------|--------|--------|--------|--------|
| SLA Performance | n/a | n/a | n/a | n/a | n/a | n/a | n/a | 100% | 100% | n/a | n/a | n/a |
| Tolerance Level | 90% | 90% | 90% | 90% | 90% | 90% | 90% | 90% | 90% | 90% | 90% | 90% |

Provisioning Co-location services

May 2016

This section covers provisioning service, including order receipts and acknowledgement, quotes, build completion, and outages

SL 8 - Planned outage notifications advised at least five working days before outage occurring



Commentary

No Planned Outages this month

| | Jun 15 | Jul 15 | Aug 15 | Sep 15 | Oct 15 | Nov 15 | Dec 15 | Jan 16 | Feb 16 | Mar 16 | Apr 16 | May 16 |
|-----------------|--------|--------|--------|--------|--------|--------|--------|--------|--------|--------|--------|--------|
| SLA Performance | n/a | n/a | n/a | n/a | n/a | n/a | n/a | n/a | n/a | n/a | n/a | n/a |
| Tolerance Level | 90% | 90% | 90% | 90% | 90% | 90% | 90% | 90% | 90% | 90% | 90% | 90% |

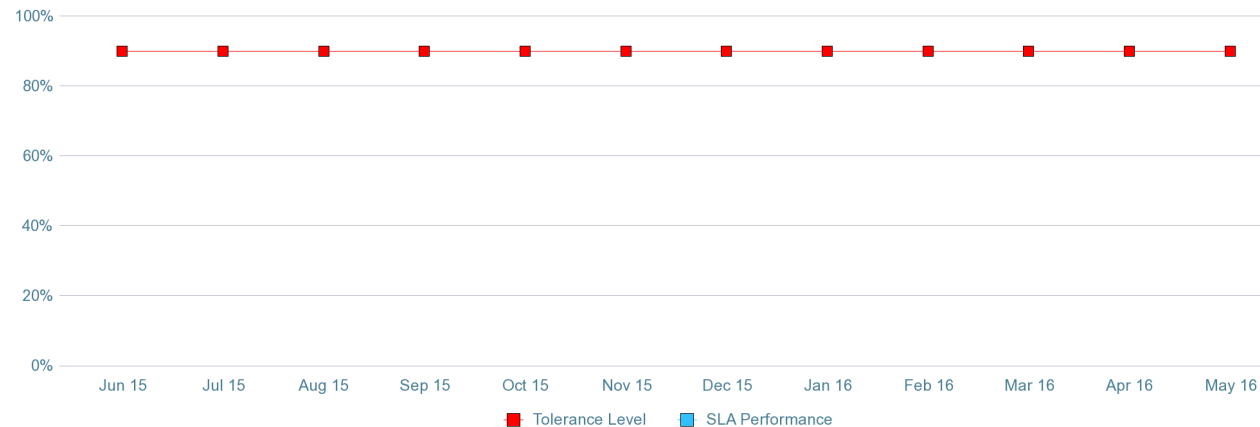


Provisioning Co-location services

May 2016

This section covers provisioning service, including order receipts and acknowledgement, quotes, build completion, and outages

SL 9 - Unplanned outage notifications advised within two hours of Chorus discovering or receiving outage notice (24x7 basis)



Commentary

No Unplanned Outages this month

| | Jun 15 | Jul 15 | Aug 15 | Sep 15 | Oct 15 | Nov 15 | Dec 15 | Jan 16 | Feb 16 | Mar 16 | Apr 16 | May 16 |
|-----------------|--------|--------|--------|--------|--------|--------|--------|--------|--------|--------|--------|--------|
| SLA Performance | n/a | n/a | n/a | n/a | n/a | n/a | n/a | n/a | n/a | n/a | n/a | n/a |
| Tolerance Level | 90% | 90% | 90% | 90% | 90% | 90% | 90% | 90% | 90% | 90% | 90% | 90% |

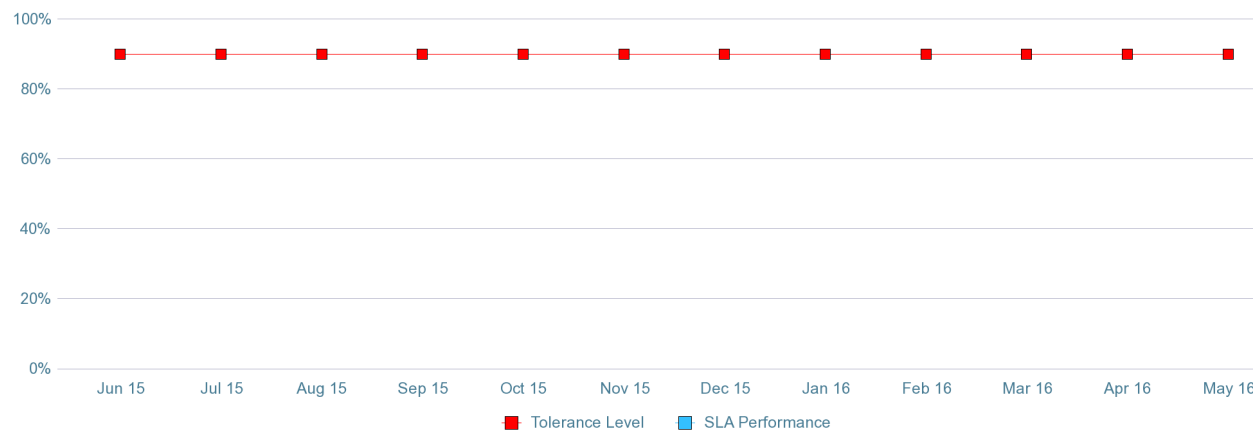


Fault Management

May 2016

This section covers fault receipt acknowledgement, notification, restoration and escort availability

SL 10 – Fault report receipt acknowledgements provided within half a fault restoration hour of fault report



Commentary

No faults were reported this month

| | Jun 15 | Jul 15 | Aug 15 | Sep 15 | Oct 15 | Nov 15 | Dec 15 | Jan 16 | Feb 16 | Mar 16 | Apr 16 | May 16 |
|-----------------|--------|--------|--------|--------|--------|--------|--------|--------|--------|--------|--------|--------|
| SLA Performance | n/a | n/a | n/a | n/a | n/a | n/a | n/a | n/a | n/a | n/a | n/a | n/a |
| Tolerance Level | 90% | 90% | 90% | 90% | 90% | 90% | 90% | 90% | 90% | 90% | 90% | 90% |

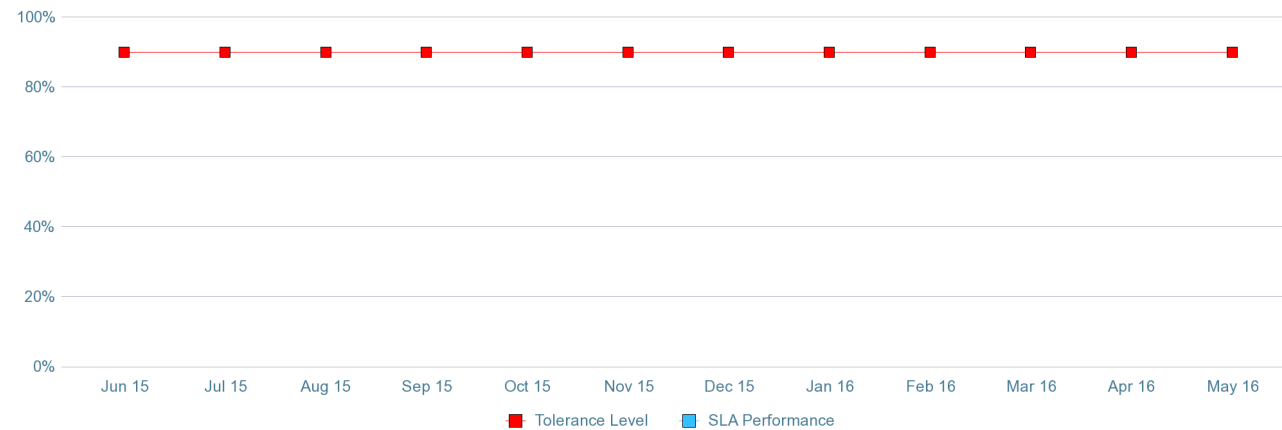


Fault Management

May 2016

This section covers fault receipt acknowledgement, notification, restoration and escort availability

SL 11 - Expected fault restoration time notifications sent within 8 fault restoration hours of fault report



Commentary
No faults were reported this month

| | Jun 15 | Jul 15 | Aug 15 | Sep 15 | Oct 15 | Nov 15 | Dec 15 | Jan 16 | Feb 16 | Mar 16 | Apr 16 | May 16 |
|-----------------|--------|--------|--------|--------|--------|--------|--------|--------|--------|--------|--------|--------|
| SLA Performance | n/a | n/a | n/a | n/a | n/a | n/a | n/a | n/a | n/a | n/a | n/a | n/a |
| Tolerance Level | 90% | 90% | 90% | 90% | 90% | 90% | 90% | 90% | 90% | 90% | 90% | 90% |

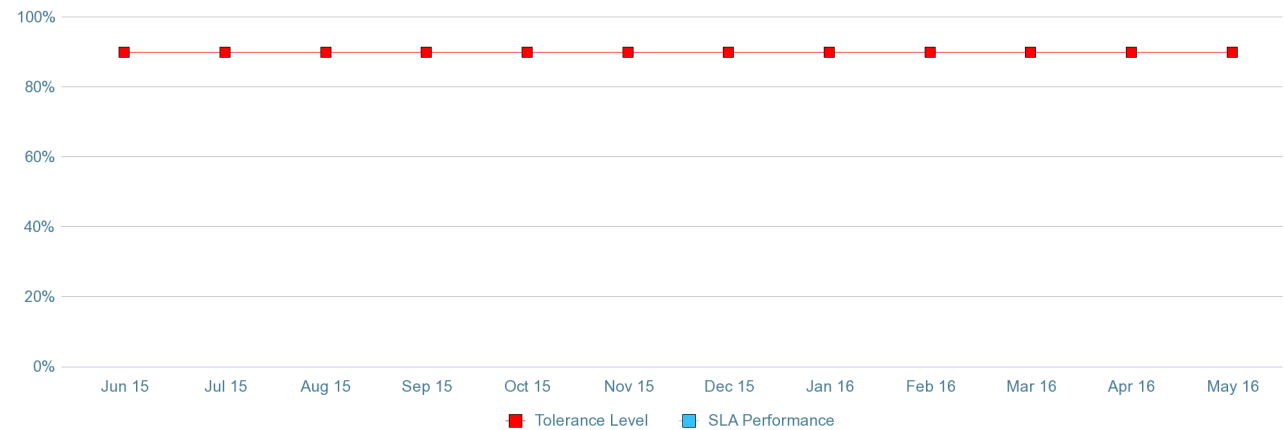


Fault Management

May 2016

This section covers fault receipt acknowledgement, notification, restoration and escort availability

SL 12 - Faults restored within notified expected restoration period (level A)



Commentary

No faults were reported/restored this month

| | Jun 15 | Jul 15 | Aug 15 | Sep 15 | Oct 15 | Nov 15 | Dec 15 | Jan 16 | Feb 16 | Mar 16 | Apr 16 | May 16 |
|-----------------|--------|--------|--------|--------|--------|--------|--------|--------|--------|--------|--------|--------|
| SLA Performance | n/a | n/a | n/a | n/a | n/a | n/a | n/a | n/a | n/a | n/a | n/a | n/a |
| Tolerance Level | 90% | 90% | 90% | 90% | 90% | 90% | 90% | 90% | 90% | 90% | 90% | 90% |

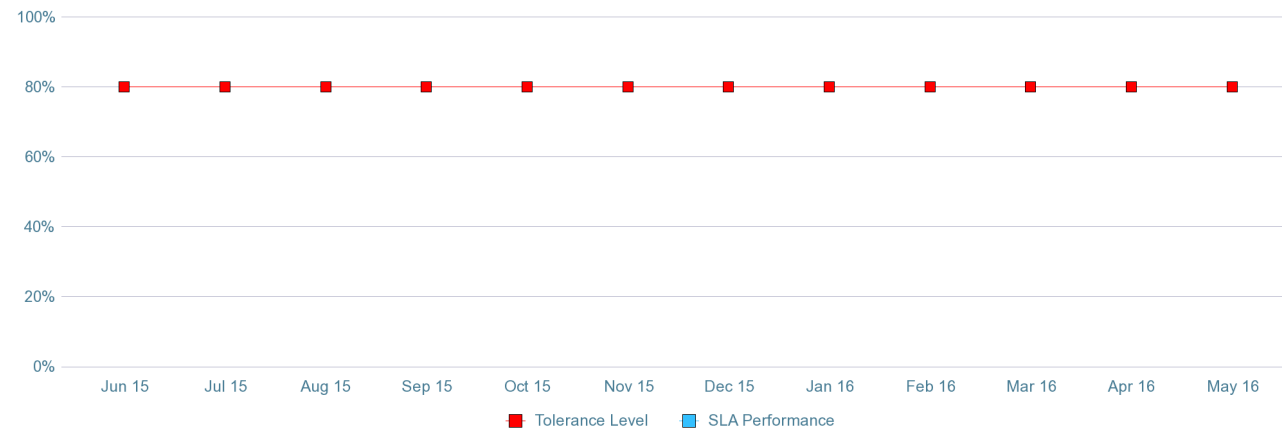


Provisioning Co-location services

May 2016

This section covers fault receipt acknowledgement, notification, restoration and escort availability

SL 13 - Times during BAU period Chorus made escort available within two consecutive working days of request



Commentary
No escorts required this month

| | Jun 15 | Jul 15 | Aug 15 | Sep 15 | Oct 15 | Nov 15 | Dec 15 | Jan 16 | Feb 16 | Mar 16 | Apr 16 | May 16 |
|-----------------|--------|--------|--------|--------|--------|--------|--------|--------|--------|--------|--------|--------|
| SLA Performance | n/a | n/a | n/a | n/a | n/a | n/a | n/a | n/a | n/a | n/a | n/a | n/a |
| Tolerance Level | 80% | 80% | 80% | 80% | 80% | 80% | 80% | 80% | 80% | 80% | 80% | 80% |

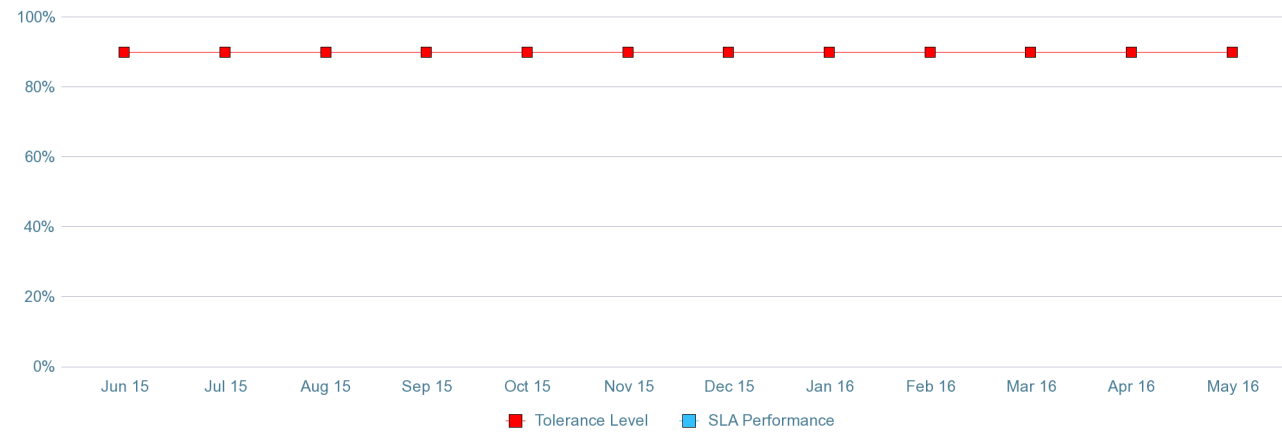


Co-location forecasting

This section covers co-location forecasting

May 2016

SL 14 - Cabinetisation forecasts provided within 10 working days of 6 month anniversaries from 7 November 2007



Commentary

No forecast required this month

| | Jun 15 | Jul 15 | Aug 15 | Sep 15 | Oct 15 | Nov 15 | Dec 15 | Jan 16 | Feb 16 | Mar 16 | Apr 16 | May 16 |
|-----------------|--------|--------|--------|--------|--------|--------|--------|--------|--------|--------|--------|--------|
| SLA Performance | n/a | n/a | n/a | n/a | n/a | n/a | n/a | n/a | n/a | n/a | n/a | n/a |
| Tolerance Level | 90% | 90% | 90% | 90% | 90% | 90% | 90% | 90% | 90% | 90% | 90% | 90% |

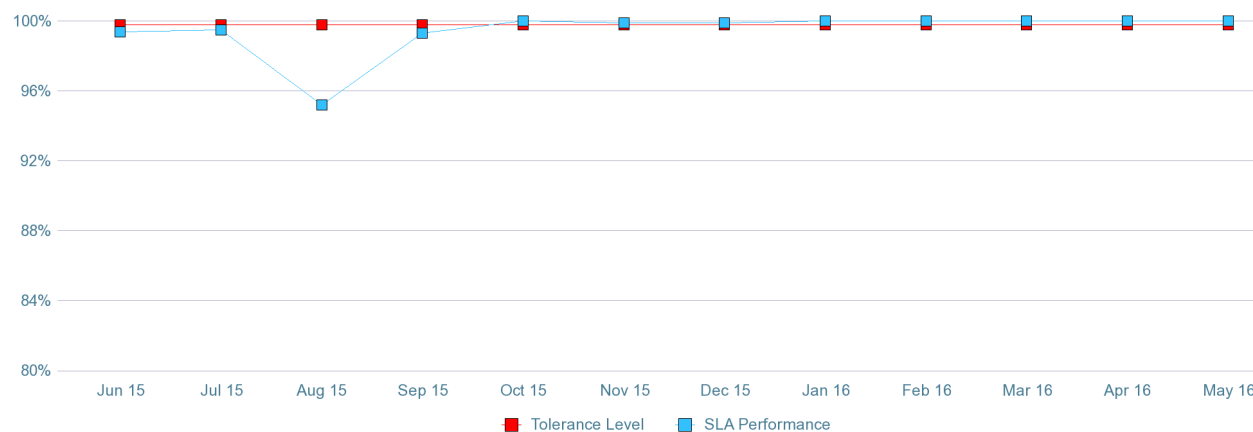


Operational support systems

This section covers operational support systems for access seekers

May 2016

SL 15 - Online Ordering & Tracking availability (24/7)



Commentary

Performance has met the required tolerance level

| | Jun 15 | Jul 15 | Aug 15 | Sep 15 | Oct 15 | Nov 15 | Dec 15 | Jan 16 | Feb 16 | Mar 16 | Apr 16 | May 16 |
|-----------------|--------|--------|--------|--------|--------|--------|--------|--------|--------|--------|--------|--------|
| SLA Performance | 99.4% | 99.5% | 95.2% | 99.3% | 100.0% | 99.9% | 99.9% | 100.0% | 100.0% | 100.0% | 100.0% | 100.0% |
| Tolerance Level | 99.8% | 99.8% | 99.8% | 99.8% | 99.8% | 99.8% | 99.8% | 99.8% | 99.8% | 99.8% | 99.8% | 99.8% |

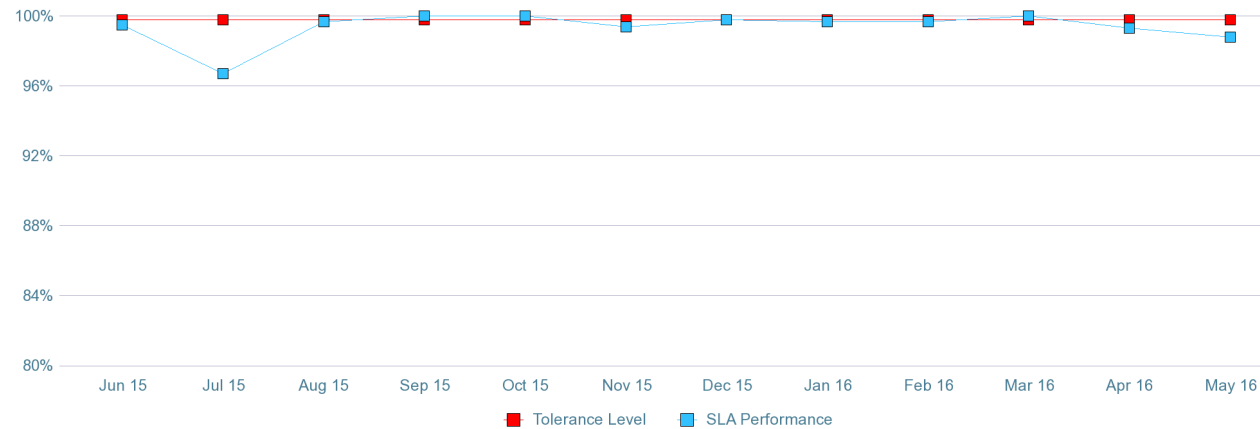


Operational support systems

This section covers operational support systems for access seekers

May 2016

SL 16 - Online Fault Management availability (24/7)



Commentary

Performance has not met the required tolerance level. See default report SL 16

| | Jun 15 | Jul 15 | Aug 15 | Sep 15 | Oct 15 | Nov 15 | Dec 15 | Jan 16 | Feb 16 | Mar 16 | Apr 16 | May 16 |
|-----------------|--------|--------|--------|--------|--------|--------|--------|--------|--------|--------|--------|--------|
| SLA Performance | 99.5% | 96.7% | 99.7% | 100.0% | 100.0% | 99.4% | 99.8% | 99.7% | 99.7% | 100.0% | 99.3% | 98.8% |
| Tolerance Level | 99.8% | 99.8% | 99.8% | 99.8% | 99.8% | 99.8% | 99.8% | 99.8% | 99.8% | 99.8% | 99.8% | 99.8% |



Full explanation of terms used in this report

May 2016

Note: Chorus has summarised the relevant Service Levels for the purpose of this report. For the full description of each relevant Service Level refer to Appendices 1 and 2 of the Co-location Service Level Terms (UCLL Co-location Standard Terms Determination Schedule 3) which is available on the Commerce Commission's website at www.comcom.govt.nz.

Initial site readiness and footprint readiness

- SL 1 Percentage of Initial Site Audits completed within 5 Working Days following receipt of the order
- SL 2 Percentage of Full Site Audits completed within 10 Working Days following receipt of the order (Level A)

Provision of Co-location Service

- SL 3 Percentage of orders acknowledged within 4 consecutive business hours following receipt time
- SL 4 Percentage of rejection notifications for invalid orders sent to the access seeker within 3 consecutive working days following receipt time
- SL 5 Percentage of quotes provided to the access seeker within 10 working days of receipt of the order
- SL 6 Percentage of Chorus builds completed within the time specified in the firm order sent to the access seeker (level A)
- SL 7 Percentage of Chorus build completion confirmations sent to the access seeker within 2 consecutive working days of completing the Chorus build
- SL 8 Percentage of planned outage notifications advised to the access seeker at least 5 working days before the planned outage occurs
- SL 9 Percentage of unplanned outage notifications advised to the access seeker within 2 hours of Chorus receiving the notification of the unplanned outage

Fault Management for Co-location Service

- SL 10 Percentage of fault report receipt acknowledgements provided to the access seeker within half a fault restoration hour of the fault being reported
- SL 11 Percentage of notifications advising the expected fault restoration time sent to the access seeker within 8 fault restoration hours of the fault being reported
- SL 12 Percentage of faults restored within the notified expected restoration time (level A)
- SL 13 Percentage of times during the BAU period Chorus will make an escort available within 2 consecutive working days of the request

Chorus Forecasting for Co-location Service

- SL 14 Percentage of written rolling 3-year cabinet forecast reports provided to the access seeker within 10 working days of the 6 month anniversary of the 07 November 2007

Operational Support Systems for Co-location Service

- SL 15 Percentage of OO&T availability to the Access Seeker
- SL 16 Percentage of OFM availability to the Access Seeker



UCLL & UCLF Co-location Service Level Default

May 2016

| | | | |
|----------|----|-----------------|-------|
| Item No. | 16 | Tolerance Level | 99.8% |
|----------|----|-----------------|-------|

| | |
|-------------------|-------------------------|
| Service Attribute | OFM System Availability |
|-------------------|-------------------------|

| | |
|----------------------------------|---|
| Cause of default | There were two issues in May -The domain was running low on memory hence there were delays in response times. System was timing out as the response times were higher than the threshold. -Impact due to change in operating system upgrade |
| Procedure for correcting default | System was restored |
| Steps taken to remedy default | Restarted Domain to restore service. |
| Effectiveness of steps taken | Effective |
| Date of previous default | November 2015, January 2016, February 2016, April 2016 |

